



**SEATTLE
COLLEGES**

Central • North • South • SVI

District VI | 206.934.3872 | Fax 206.934.3894 | Voice Relay 800.833.6388
1500 Harvard Avenue, Seattle WA 98122-3803 | www.seattlecolleges.edu

SEATTLE COLLEGE DISTRICT BOARD OF TRUSTEES

May 7, 2015

STUDY SESSION

Seattle Central College
1701 Broadway
Seattle, WA 98122

2:00 p.m.

Broadway Performance Hall
2nd Floor Lobby

REGULAR SESSION

Seattle Central College
1701 Broadway
Seattle, WA 98122

3:00 p.m.

Broadway Performance Hall
Boardroom

STUDY SESSION AGENDA

2:00 p.m.

RECOGNITION RECEPTION IN HONOR OF JUNE CHEN

Presenters: Chancellor Wakefield, Assunta Ng, Henry Chen

2:45 p.m.

CALL EXECUTIVE SESSION

To present update on personnel changes underway at Seattle Central College.

REGULAR SESSION AGENDA

- | | | |
|-----------|---|-------|
| 3:00 p.m. | CALL TO ORDER | |
| 3:00 p.m. | ROLL CALL | |
| 3:00 p.m. | INTRODUCTION OF VISITORS – REMIND VISITORS TO SIGN IN | |
| 3:05 p.m. | APPROVAL OF AGENDA ACTION | Tab 1 |
| 3:05 p.m. | PUBLIC COMMENTS

Fifteen minutes are regularly set aside for others to express their views on any matter except those restricted to Executive Session. | |
| 3:20 p.m. | PRESENTATION
<i>“Seattle Workforce Opportunity System: Transforming the City’s Leadership”</i>
Presenter: Andrew Lofton
Executive Director, Seattle Housing Authority | |
| 3:40 p.m. | RECOMMENDED BOARD ACTIONS ACTION | |
| | A. Approval of April 9, 2015 Meeting Minutes | Tab 2 |
| | B. Request to Approve Policy 126 Revision—First Reading | Tab 3 |
| | C. Nomination of 2015-16 Board of Trustees Officers | Tab 4 |
| | D. Approval of 2015-2016 Board Meeting Schedule | Tab 5 |
| | E. Tender of Gifts | Tab 6 |
| | F. Shared Funding of Educational Services for International Students—Resolution 15-01 | Tab 7 |
| | G. Recommended Approval of Tenure | Tab 8 |
| 4:10 p.m. | INFORMATIONAL ITEMS | |
| | A. Audited Financial Statement | Tab 9 |

- B. Quarterly Financial Summary Tab 10
- C. Strategic Plan Update – Job Placement Statistics Tab 11
- D. Evaluation of Chancellor and Board Self-Evaluation
- E. Chancellor's Report
 - 1. Commencements
 - 2. Interim President Search/Seattle Central College
 - 3. Update on Pacific Tower
 - 4. New Allocation Model
 - 6. AACC

4:30 p.m.

ORAL REPORTS

- A. Associated Student Body Presidents
 - 1. Mr. Brian Pak Wing Leung, Seattle Central College
 - 2. Ms. Sarah Baker, North Seattle College
 - 3. Mr. Shane Brookman, South Seattle College
- B. AFT Seattle Community Colleges
Ms. Kimberly McRae, Co-President
Ms. Tracy Lai, Co-President
- C. Washington Federation of State Employees
Mr. Ty Pethe, President
- D. College Presidents and Vice Chancellors
 - 1. President Paul Killpatrick, Seattle Central College
 - 2. President Warren Brown, North Seattle College
 - 3. President Gary Oertli, South Seattle College
- E. Board of Trustees
 - 1. Ms. Carmen Gayton, Chair
 - 2. Mr. Steve Hill, Vice Chair
 - 3. Ms. Teresita Batayola
 - 4. Mr. Jorge Carrasco
 - 5. Ms. Courtney Gregoire

5:00 p.m.

ADJOURNMENT

The next meeting of the Board of Trustees will be held on Thursday, June 9, 2015 at North Seattle College, 9600 College Way North, Seattle, WA 98103. There will be a reception for League of Innovation award recipients during the Study Session.

EXECUTIVE SESSION(S)

An executive session may be held for one or more of the following purposes: (1) To receive and evaluate complaints against a public officer or employee; (2) To evaluate the qualifications of an applicant for public employment or to review the performance of a public employee; (3) To discuss with legal counsel litigation or potential litigation to which the college is, or is like to become, a party, when public knowledge of the discussion would likely result in adverse consequence to the district; (4) To consider, as a quasi-judicial body, a quasi-judicial matter between named parties; (5) To consider matters governed by the administrative procedure act, chapter 34.05 RCW; and/or (6) To plan or adopt the strategy or position to be taken during collective bargaining, professional negotiations, or grievance or mediation proceedings, or to review proposals made in on-going negotiations or proceedings.



**SEATTLE
COLLEGES**

Central • North • South • SVI

District VI | 206.934.3872 | Fax 206.934.3894 | Voice Relay 800.833.6388
1500 Harvard Avenue, Seattle WA 98122-3803 | www.seattlecolleges.edu

MINUTES OF THE SEATTLE COLLEGE DISTRICT

BOARD OF TRUSTEES MEETING held Thursday, April 9, 2015 at
South Seattle College, 6000 16th Avenue SW, Seattle, WA 98106

PRESENT FOR REGULAR MEETING HELD AT 3:05 P.M.

Trustees

Ms. Carmen Gayton, Chair
Ms. Teresita Batayola
Mr. Jorge Carrasco

Chancellor

Dr. Jill Wakefield

Presidents/Vice Chancellors

Dr. Warren Brown, NSC
Dr. Paul Killpatrick, SCC
Mr. Gary Oertli, SSC

Vice Chancellors

Mr. Charles Sims

Advisory Representatives

Mr. Derek Edwards, AAG
Dr. Rebecca Kenney
Ms. Kimberly McRae, AFT Seattle
Ms. Tracy Lai, AFT Seattle

Mr. Brian Pak Wing Leung, SCC Student
Ms. Sarah Baker, NSC Student
Mr. Shane Brookman, SSC Student

Secretary

Ms. Leda Goncharoff

ABSENT

Ms. Courtney Gregoire, Trustee
Mr. Steven R. Hill, Vice Chair
Dr. Mary Ellen O'Keeffe, Vice Chancellor
Dr. Kurt Buttleman
Mr. Ty Pethe, WFSE

Board of Trustees Meeting Minutes

April 9, 2015

Page | 2

CALL TO ORDER

Board Chair, Ms. Carmen Gayton, called the meeting to order at 3:10 p.m.

ROLL CALL

The secretary, Leda Goncharoff, called the roll.

INTRODUCTION OF VISITORS

Ms. Gayton welcomed the visitors. Visitors introduced themselves. They included: Victor Kuo, Cheryl Stuart, Earnest Phillips, LaVerne Lamoureux, Heather Emlund, Peter Lortz, David Sandler, Melissa Mixon, Wendy Nagasawa, Danisha Rawlings, Elizabeth Pluhta, Cherisa Yarkin, Michael Pham, Lincoln Ferris, Vanessa Calonzo, Evelyn Yenson, Maria Lamarca Anderson, Holly Moore, Kathy Vedvick, Marci Myer, Frank Ashby, David Yama, Hassan Abdi, Heather Emlund, Larry Reid, Kevin Maloney, Rosie Rimando Chareunsap, Kristen Jones, and Bruce Genung.

APPROVAL OF April 9, 2015 AGENDA

Ms. Gayton asked for a motion to approve the April 9, 2015 Agenda. **Ms. Batayola moved, and Mr. Carrasco seconded, the motion. Motion passed unanimously (3-0).**

PUBLIC COMMENTS

Visitors were invited to address the board. No public comments were given.

PRESENTATION

"Quarterly Enrollment Update"

Presenters: Earnest Phillips, Melissa Mixon, Davis Sandler, Elizabeth Pluhta

Handouts were provided to accompany Tab 9 of the board packet.

Dr. Wakefield introduced the enrollment presentation, explaining that quarterly updates for each of the district's goals are a key part of the strategic planning process.

A representative from the district and each of the Public Information Offices presented successful strategies used to increase enrollment and retention.

Earnest Phillips discussed the six initiatives underway to improve enrollment: survey research, enhancement of recruitment materials, re-design of the district website, joint advertising, an inquiry form, and the purchase of a Customer Relationship Management (CRM) system. Mr. Phillips emphasized the importance of investing in a CRM system in order to stay competitive in today's market. The investment, although significant, is worth the valuable information that can be extracted, the automation it will provide, and the assistance it will give to the college's retention and completion efforts.

Melissa Mixon, North Seattle College. At the North campus, e-learning classes were launched in 1996 and primarily intended for high school students. These classes turned out to be very useful for working adults due to the ease of scheduling--but research shows that online classes may not be the most effective way for everyone. In 2005 hybrid classes were introduced, and the hybrid model led to more interaction among students compared to standard classroom

courses, and completion rates increased from 86 to 90%. There are now over 100 online and/or hybrid classes offered at North Seattle College.

David Sandler, Seattle Central College. Retention of students is another important factor in overall enrollment. This year, 96% of fall quarter students enrolled in winter quarter. One strategy used to increase retention rates has been the creation of cohorts. This keeps students together in classes as they progress through their program and leads to stronger social ties and consequently, a 21% increase in the completion rates for students at Central. Other retention strategies include registration reminders, such as the “register now” buttons for staff members to wear during the registration period and reminder emails. Together these strategies have resulted in an increase of 4% in persistence rates.

Elizabeth Pluhta, South Seattle College. The 13th Year Promise is a program that was originally offered to students at Cleveland High School. Prior to initiation of this program, an average of 10 students would register at South each year from Cleveland High School. The 13th Year Promise increased that number to 25 students the first year and now 100 students go directly from Cleveland High School to South Seattle College each year. The 13th Year Promise has been expanded to Chief Sealth and Rainier Beach High Schools.

Chair Gayton requested that there be a follow-up presentation on the implementation of the CRM service.

PRESENTATION

“Seven Important Things to Know About South”

Presenter: Gary Oertli, President, South Seattle College

- 1) There is a strong leadership team at South: Rosie Rimando, Peter Lortz, Frank Ashby, Holly Moore, Kathy Vedvick, Wendy Nagasawa, Chad Hickox, Larry Reid, and Danisha Rawlings.
- 2) Model for 2017 Student Success. The goal is to double retention rate by 2017 and one way of accomplishing this is by ensuring a strong start for students using cohorts, educational plans, career counseling and funding support. Structured programs help delineate a very clear pathway for students, and there will be seamless support for students along that pathway. Support will include pro-active monitoring of student progress, tutoring, mentoring and systematic early alerts.
- 3) South Seattle College has the highest percentage of faculty of color in the state. The newest group of faculty, who should be tenured next year, represent diversity, great teaching, and dedication to students.
- 4) New Integrated Education Building. Groundbreaking for this new building is scheduled to begin in eight months.

- 5) South Seattle College is in the process of raising \$8.1 million to expand the 13th Year Promise Scholarship. \$5 million has been raised so far.
- 6) South is the only campus without a wellness center. This is important to students, and work is being done to find a funding source.
- 7) In March, two South Seattle College students, David Yama and Hassan Abdi, were recognized for their scholastic achievement and were placed on the All-Washington Academic Team for 2015. David Yama, has been invited to go to the American Association of Community Colleges (AACC) in San Antonio, TX, where he will be additionally honored with a national award, the All-USA scholarship.

APPROVAL OF MEETING MINUTES

Ms. Gayton asked for a motion to approve the March 12, 2015 meeting minutes. **Trustee Carrasco moved to approve the minutes, and Trustee Batayola seconded the motion. Motion passed unanimously (3-0).**

REPEAL OF WAC CHAPTER 132F-116-100 AND WAC CHAPTER 132F-148

Mr. Charles Sims provided background information regarding the replacement of the Affirmative Action policy (132F-148) with Policy 404, "Workforce Diversity". Background was also provided on the new policy to provide complimentary parking to trustees and emeritus staff and faculty at special functions. The repeal of 132F-116-100 will make this possible. **Mr. Carrasco moved to repeal both administrative codes and Ms. Batayola seconded the motion. Motion was passed unanimously (3-0).**

APPROVAL TO GRANT EMERITUS STATUS

Five faculty members and one administrative staff member were recommended for emeritus status. The five faculty members nominated were: Dolores Mirabella, Maureen Nutting, Mike Pepe, Doug Solowan and Verna Sison. **Trustee Batayola moved to approve all five faculty members for tenure. Trustee Carrasco seconded the motion. Emeritus status was approved unanimously (3-0).** Marsha Brown was nominated to receive emeritus exempt staff status. **Trustee Carrasco moved to approve all five faculty members for tenure. Trustee Batayola seconded the motion. Emeritus status was approved unanimously (3-0).**

It was recommended that parking enforcement be alerted to the parking privileges that are being granted to the emeritus employees.

TENDER OF GIFTS

Mr. Carrasco moved to accept the gifts tendered to Seattle Colleges, Ms. Batayola seconded the motion. Motion was passed unanimously (3-0).

PROPOSED FY2015-16 FEE SCHEDULE

Ms. Gayton asked for a motion to approve the proposed fee changes for FY2015-16.

Mr. Carrasco so moved and Ms. Batayola seconded the motion. Motion was passed unanimously (3-0).

APPROVAL FOR STUDENT HOUSING LEASE EXPENDITURE

Mr. Michael Pham explained that Seattle Central College leases 28 units of student housing across the street from their campus and that the lease has expired.

Negotiations for the new lease should be complete within several days. Ms. Gayton asked for a motion to allow President Paul Killpatrick to approve the 5-year lease once negotiations are complete. **Mr. Carrasco so moved and Ms. Batayola seconded the motion. Motion was passed unanimously (3-0).**

INFORMATIONAL ITEMS

A. Chancellor's Report

1. Enrollment Report

The enrollment numbers for spring quarter are looking good. It is still undecided as to whether international students will be converted. A new allocation model will be decided upon at the upcoming WACTC meeting.

2. 2015 Commencement

The commencement schedule for June 2015 has been published and trustees are encouraged to attend.

3. May 7 Board of Trustees Meeting

At the next board meeting, there will be a reception to recognize an endowment for student scholarships by the Northwest Asian Weekly Foundation.

ORAL REPORTS

A. Associated Student Body Presidents

Mr. Brian Pak Wing Leung, of SCC's Associated Student Council (ASC), reported that: 1) ASC has approved funding for the restoration of George Tsutakawa's Fountain sculpture in the atrium, and 2) the Student Advocacy Committee is working on a proposal for an affordable student ORCA card plan.

Ms. Sarah Baker, of NSC's Student Administrative Council (SAC), reported that the Research and Advocacy Board has begun conducting focus groups to help learn more

about student needs, especially with respect to math tutoring. They are working hard to prepare for fall quarter.

Mr. Shane Brookman, of SSC's United Student Association (USA), reported that: 1) they are currently organizing spring quarter elections and will be implementing an online process; 2) three students will be sent to Washington DC to oppose budget cuts for Pell Grants; 3) Student leadership is preparing a budget request for the next academic year.

B. American Federation of Teachers (AFT) Seattle Community Colleges, Local 1789

Ms. McRae reported that Tracy Lai could not be present because she was attending a conference on service learning. Last week, Ms. Lai was in Washington DC at a Dreamers conference and will present information back from that at the next meeting.

Ms. McRae is preparing a presentation on equity and diversity in hiring practices, and suggests presenting diversity data from Seattle Colleges by category.

D. Chancellor, College Presidents and Vice Chancellors

Pres. Warren Brown announced that an Earth Day symposium will be held on April 22 at the North campus. They will be dedicating a solar array that has been installed on top of one of their buildings. The next board of trustee meeting held at North Seattle College will include a tour of the rooftop array.

Dr. Wakefield thanked Michael Pham for his years of great service to Seattle Colleges.

E. Board of Trustees

No reports.

ADJOURNMENT

The meeting was adjourned at 4:00 p.m.

The next meeting of the Board of Trustees will be held on Thursday, May 7, 2015 at the Broadway Performance Hall on the Seattle Central College campus, 1701 Broadway, Seattle, WA 98122. There will be a Reception at 2 p.m. and the Regular Meeting will follow at 3:00 p.m.

APPROVED BY:

Carmen Gayton, Chair

Date



**SEATTLE
COLLEGES**

Central • North • South • SVI

OFFICE OF THE CHANCELLOR

District VI | 206.934.3872 | Fax 206.934.3894 | Voice Relay 800.833.6388
1500 Harvard Avenue, Seattle WA 98122-3803 | www.seattlecolleges.edu

MEMORANDUM

TO: Board of Trustees

FROM: Jill Wakefield, Ed.D.
Chancellor

DATE: May 7, 2015

SUBJECT: Policy 126 – First Reading

Background

The attached Seattle College District revision is suggested to update this policy.

The proposed revision to Policy 126, "Meetings of the Board of Trustees - Guidelines", addresses compliance with Washington State codes and requirements. Subsection 15 states that members of the Seattle Colleges District Board of Trustees will be reimbursed for travel required for business of the board, such as board meetings and conferences. A revision is also proposed under subsection 5 to change "campuses" to "colleges" and "institute" to "Seattle Vocational Institute."

Recommended Action

It is recommended that the Seattle Colleges Board of Trustees approve the addition of subsection 15 and the revision to subsection 5 of Policy 126.

Submitted by and transmitted to the Board with a favorable recommendation,

Jill A. Wakefield, Ed.D.
Chancellor

SEATTLE COLLEGE DISTRICT POLICY

NUMBER: 126

TITLE: MEETINGS OF THE BOARD OF TRUSTEES - GUIDELINES

1. Regular Meetings

The Board of Trustees will hold a regular meeting on the second Thursday of each month for 11 months of the year (except August), unless that day is a legal holiday or otherwise modified by Board action. In the event that the Board of Trustees is unable to meet on the regular meeting date, the chairperson of the Board may order that the meeting be rescheduled or that no regular meeting of the Board be held that month. The Board will adopt, usually during the preceding fall quarter, an annual meeting schedule which lists the date, time, and location of each meeting. Advance notice of meetings shall be given in accordance with the Open Public Meetings Act, chapter 42.30 RCW.

2. Special Meetings

A special meeting may be called at any time by the chairperson of the Board or by a majority of the members of the Board. Notice of such a special meeting will be given in accordance with the Open Public Meetings Act, chapter 42.30 RCW.

3. Open and Closed Sessions

Board meetings will generally be open to the public. However, the Board may hold executive sessions or other closed sessions in accordance with the Open Public Meetings Act, chapter 42.30 RCW.

4. Board Meeting Schedule

- a. Study Session - A study session will normally be held before the regular session. During this time, reports may be given to the Board and resource people may be invited to provide detailed background information on particular items.
- b. Regular Session - The regular session will normally include the items on which the Board takes formal action.

5. Location of Board Meetings

Board meetings will mostly be rotated among the three colleges campuses, the Seattle Vocational Institute ~~institute~~ and the Siegal Center. Addresses of these sites are as follows:

North Seattle College
9600 College Way North
Seattle, WA 98103

Seattle Central College
1701 Broadway
Seattle, WA 98122

South Seattle College
6000 16th Avenue SW
Seattle, WA 98106

Seattle Vocational Institute
2120 South Jackson Street
Seattle, WA 98144

Siegal Center
1500 Harvard
Seattle, WA 98122

6. Board Office

The Board of Trustees will maintain an office at 1500 Harvard Avenue, Seattle, Washington 98122, telephone (206) 587-3872. This office will be the official location for all records, correspondence, minutes, and other materials relating to the Board. The District (Board) seal will also be kept at this office. All correspondence addressed to the Board should be sent to this address.

7. Minutes of Board Meetings

The minutes of all Board meetings shall be kept by the recording secretary. Proposed minutes should be read and approved by the chairperson (or acting chairperson for that meeting) prior to their being circulated to the board. Minutes shall be approved by the Board. They ordinarily will include: a record of attendance of all Board members, the chief executive officer of the District, the campus presidents, legal counsel, and advisory representatives to the Board; a summary of the discussion and action on items on the agenda; and copies of any approved resolutions.

8. Inspection of Board Records

Any member of the public may inspect Board records during regular working hours, in accordance with state law, District Policy 254, and Procedures 254.10 (Access to Public Records).

9. Agenda of Board Meetings

The regular session of Board meetings will generally follow this format, except as modified by the Board:

- I. Call to Order
- II. Roll Call
- III. Introduction of Visitors
- IV. Public Comments
- V. Approval of Agenda
- VI. Approval of Previous Minutes
- VII. Presentation
- VIII. Consent Calendar
 - a. Tender of Gifts
- IX. Recommended Board Actions
- X. Information Items
- XI. Oral Reports
- XII. Executive Session (if necessary)
- XIII. Other Business, Announcements
- XIV. Adjournment

10. Voting

Voting shall be by voice vote unless a roll call is requested by a member of the Board. Policy changes will be voted by a roll call. The results of the roll-call votes will be recorded in the official Board minutes by showing how each trustee voted.

11. Quorum

Three members of the Board shall constitute a quorum. No action shall be taken by less than a quorum convened at a regular or special public meeting. A majority vote, not less than three, is required for action on any matter considered by the Board.

12. Legal Counsel

The Board will usually have access to legal counsel, normally a representative of the state attorney general, at meetings or in the conduct of its business.

13. Presentation of Arguments or Views of the Public

The Board will ordinarily afford all interested persons reasonable opportunity to submit data, views, or arguments on a matter to be considered by the Board. Such submission may be either oral or in writing. The Board may provide instructions for submission of views, arguments, and data by the public, and may limit such submissions as it deems appropriate.

14. Adjournment

The Board may recess, suspend, or adjourn any regular or special meeting to a time and place specified in the order of adjournment. Less than a quorum may so adjourn from

time to time. If all members are absent from any regular or adjourned regular meeting, the secretary of the Board may declare the meeting adjourned to a stated time and place.

15. Board Travel Reimbursement

Seattle College Board of Trustees shall adhere to RCW 43.03.240 and the State of Washington OFM Travel Management Requirements and Restrictions as published in Chapter 10 of State Administrative and Accounting Manual (SAAM).

- a. When conducting the business of one board, trustees will be reimbursed according to Option 1 of Section 10.70.30(b) of SAAM.
- b. When traveling on behalf of the district, e.g. attending a conference in or out-of-state, trustees will be reimbursed based on Option 2 of Section 10.70.30(b).

Board of Trustees – Revision & Adoption History

Adopted: 9/1/1987

Revised: 10/5/1993

Revised: 11/12/2002

Revised: 4/10/2008

Revised: 4/10/2014



MEMORANDUM

TO: Board of Trustees

FROM: Jill Wakefield, Ed.D.
Chancellor

DATE: May 7, 2015

SUBJECT: Nominations of 2015-16 Board of Trustee Officers

Background

The Seattle Colleges District Policies and Procedures, Policy 125, "Power and Duties of Officers of the Board", item number one, "Elections", specifies that at its regular monthly meeting in May, the Board will nominate officers to serve for the ensuing fiscal year. At the June Board meeting, the Board will elect the chair and vice chair for the ensuing fiscal year.

Recommended Action

It is the recommendation of the administration that the Seattle Colleges Board of Trustees nominate a chair and a vice chair to serve for the 2015-2016 fiscal year.

Submitted by and transmitted to the Board with a favorable recommendation,


Jill A. Wakefield, Ed.D.
Chancellor

MEMORANDUM

TO: Board of Trustees

FROM: Jill Wakefield, Ed.D.
Chancellor

DATE: May 7, 2015

SUBJECT: FY2015-2016 Board of Trustees Meeting Schedule

Background

The Seattle Colleges District Policy 126, "Meetings of the Board of Trustees – Guidelines", specifies that meetings will be held on the second Thursday of each month for 11 months of the year (except August) and the location will be rotated among the three campuses, the institute and the Siegal Center. The Board will adopt, usually during the preceding fall quarter, an annual meeting schedule which lists the date, time, and location of each meeting.

Recommended Action

It is the recommendation of the administration that the Seattle Colleges Board of Trustees review the proposed meeting schedule for the 2015-2016 fiscal year, and if acceptable as written, approve the proposed schedule.

Submitted by and transmitted to the Board with a favorable recommendation,



Jill A. Wakefield, Ed.D.
Chancellor



PROPOSED BOARD OF TRUSTEES 2015-16 MEETING SCHEDULE

Board of Trustees meetings begin with a study session or reception at **2:00 pm**. Regular meeting agenda sessions will begin at **3:00 p.m.** Dates and locations of the meetings are noted below.

All meetings are on the second Thursday of the month, with the exception of December.

September 10	North Seattle College	9600 College Way North Seattle, WA 98103
October 8	Seattle Vocational Institute	2120 South Jackson Street Seattle, WA 98144
November 12	South Seattle College	6000 16 th Avenue SW Seattle, WA 98106
December 3	District Office	1500 Harvard Avenue Seattle, WA 98122
January 14	Seattle Central College	1701 Broadway Seattle, WA 98122
February 11	North Seattle College	9600 College Way North Seattle, WA 98103
March 10	South Seattle College	6000 16 th Avenue SW Seattle, WA 98106
April 14	District Office	1500 Harvard Avenue Seattle, WA 98122
May 12	Seattle Central College	1701 Broadway Seattle, WA 98122
June 9	North Seattle College	9600 College Way North Seattle, WA 98103
July 14	South Seattle College	6000 16 th Avenue SW Seattle, WA 98106



**SEATTLE
COLLEGES**

Central • North • South • SVI

District VI | 206.934.3872 | Fax 206.934.3894 | Voice Relay 800.833.6388
1500 Harvard Avenue, Seattle WA 98122-3803 | www.seattlecolleges.edu

MEMORANDUM

TO: Board of Trustees

FROM: Dr. Jill Wakefield
Chancellor

DATE: May 7, 2015

SUBJECT: TENDER OF GIFTS TO SEATTLE COLLEGES

Background

Periodically gifts are contributed to Seattle Colleges to assist the District in achieving its educational goals and objectives. There are two major categories: (1) Cash Gifts and (2) In-Kind Gifts, such as equipment, supplies and materials.

On the attached pages are summaries of the gifts received during the period of March 31, 2015 – April 30, 2015.

Recommendation

In accordance with established Board Policy No. 152, it is recommended that the Board of Trustees accept the gifts tendered to the Seattle Colleges as shown on the attached schedules.

Submitted by:

Dr. Kurt Buttleman
Vice Chancellor of Finance & Technology

Transmitted to the Board with a favorable recommendation.

Dr. Jill Wakefield
Chancellor

DONOR	GIFT AND PURPOSE	CENTRAL	NORTH	SOUTH	SIEGAL CENTER	DISTRICT-WIDE	SVI
District Advancement	Workforce Opportunities System				\$210,000.00		

	\$210,000.00
--	--------------

**Seattle Community College District VI
Report of the Tender of a Gift**

Instructions: Prepare this form in duplicate and forward the original, together with the donor's original signed letter of donation, through regular College channels to the Siegal Center Business Office. The copy is for your file. *All gifts must be presented to the Board of Trustees for acceptance.*

1. Name and complete address of donor:

JPMorgan Chase Foundation
1301 2nd Avenue, 25th Floor
Seattle, WA 98101

2. Amount and description of gift (if gift is equipment, please complete information on back of form):

\$210,000 grant/cash paid directly to the Foundation for the Seattle Colleges via EFT

3. State donor's purpose (include any restrictions as to use): **in support of Workforce Opportunities System**

4. Account Name and budget number:

\$210,000 Foundation for the Seattle Colleges check written to Seattle Colleges District who will manage program expenditures.

5. Does the donor wish to remain anonymous? _____ Yes ☒ No

6. A letter acknowledging this gift has been sent to the donor by:

Bruce Genung, Associate Vice Chancellor for Advancement Date Sent: **12/10/14**
Name and Title

7. Additional Remarks: _____

Recommended for Acceptance:

District Advancement Office:		Date	<u>4/7/2015</u>
Chancellor's Office:		Date	<u>4/10/15</u>
District Business Office:		Date	<u>4/22/15</u>

JPMorgan Chase Foundation

Cat Martin
JPMorgan Chase Foundation

September 8, 2014

Jill Wakefield
President & CEO
Foundation for Seattle Community Colleges
1500 Harvard Avenue
Seattle, WA 98122-3803

Grant # 13626489

Dear Ms. Wakefield:

We are pleased to inform you that the JPMorgan Chase Foundation has approved a grant of \$285,000.00 to the Foundation for Seattle Community Colleges in support of Workforce Opportunities System.

We take great pride in our history of supporting organizations and programs that strengthen the communities we serve. We commend the important work of your organization, are pleased to support its efforts with this grant, and look forward to learning about its community impact.

This grant is subject to the attached Terms and Conditions. *Please read this attached document carefully and have an authorized officer from your organization sign and return it, indicating acceptance of the grant's Terms and Conditions. In order to receive your grant payment, please follow the instructions in Appendix B and designate the bank account where you would like the funds to be deposited. Additionally, please review Appendix C of the Terms and Conditions and disclose any applicable Federal Official Affiliations.*

Upon review and acceptance, please return the signed Terms and Conditions in its entirety within thirty (30) days of receipt to:

JPMorgan Chase Foundation
Attention: Cat Martin
1301 2nd Avenue, 25th Floor
Seattle, WA 98101

We extend our best wishes for continued success.

Sincerely,



Cat Martin

Enclosure

OFFICE OF THE CHANCELLOR

MEMORANDUM

TO: Board of Trustees

FROM: Dr. Jill Wakefield

DATE: May 7, 2015

SUBJECT: Shared Funding of Educational Services for International Students - Resolution 15-01


Background

Historically, community and technical colleges have counted international students as either (1) state-funded students who pay non-resident tuition, or (2) "contracted" students, sponsored through a third party-entity, typically the college's foundation. For college districts that did not meet their student FTE allocation, counting these international students as state-funded FTEs assisted those districts in reaching their FTE target. For college districts that exceeded their FTE allocation, counting these international students as contracted students under RCW 28B.50.140(17) and WAC 131-32-020 (shared funding) generated more money, since building fees and S&A fees are not deducted from the contracted tuition. In 2007, the State Board for Community and Technical Colleges required each community and technical college wanting to continue with its contracted international student program to confirm this decision with an annual Board resolution. The Seattle Colleges, along with many of its sister districts, has determined that it is more cost effective to classify its international students as "contracted" students under a shared funding model, unless enrollment challenges dictate otherwise.

Recommended Action

It is my recommendation that the Board of Trustees adopt Resolution 15-01, authorizing the District to count its international students as contract students in accordance with RCW 28B.50.140(17) and WAC 131-32-020.

Submitted by and transmitted to the Board with a favorable recommendation,



Dr. Jill Wakefield
Chancellor

Attachment:
Resolution 14-02



**SEATTLE
COLLEGES**

Central • North • South • SVI

District VI | 206.934.3872 | Fax 206.934.3894 | Voice Relay 800.833.6388
1500 Harvard Avenue, Seattle WA 98122-3803 | www.seattlecolleges.edu

BOARD OF TRUSTEES

WASHINGTON STATE SEATTLE COLLEGES DISTRICT #6

BOARD OF TRUSTEES

RESOLUTION NO. 15-01

(Pertaining to International Student Contract Programs)

WHEREAS, Washington State Seattle Colleges District #6 is committed to achieving an international integrated educational environment, and

WHEREAS, the District is attracting greater numbers of international students, and

WHEREAS, state law and the policies and procedures of the State Board of Community and Technical Colleges (SBCTC) permit the establishment of contractual instructional programs for international students;

NOW, THEREFORE BE IT RESOLVED that the Board of Trustees for Washington State Seattle Colleges District #6 has determined that it is not financially viable to serve international students within its limited state-supported student allocation and that the District will provide classes or programs for international students with shared funding from a cooperating agency or organization as authorized by RCW 28B.50.140(17) and WAC 131-32-020.

APPROVED AND ADOPTED May 7, 2015.

BOARD OF TRUSTEES

Washington State Seattle Colleges District #6

By: _____
Carmen Gayton
Chair of the Board

ATTEST:

Secretary to the Board

BOARD OF TRUSTEES

WASHINGTON STATE SEATTLE COLLEGES DISTRICT #6

BOARD OF TRUSTEES

RESOLUTION NO. 14-02

(Pertaining to International Student Contract Programs)

WHEREAS, Washington State Seattle Colleges District #6 is committed to achieving an international integrated educational environment, and

WHEREAS, the District is attracting greater numbers of international students, and

WHEREAS, state law and the policies and procedures of the State Board of Community and Technical Colleges (SBCTC) permit the establishment of contractual instructional programs for international students;

NOW, THEREFORE BE IT RESOLVED that the Board of Trustees for Washington State Seattle Colleges District #6 has determined that it is not financially viable to serve international students within its limited state-supported student allocation and that the District will provide classes or programs for international students with shared funding from a cooperating agency or organization as authorized by RCW 28B.50.140(17) and WAC 131-32-020.

APPROVED AND ADOPTED October 9, 2014.

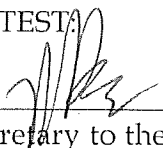
BOARD OF TRUSTEES

Washington State Seattle Colleges District #6

By: 

Carmen Gayton
Chair of the Board

ATTEST:


Secretary to the Board



MEMORANDUM

TO: Board of Trustees

FROM: Jill Wakefield, Ed.D.
Chancellor

DATE: May 7, 2015

SUBJECT: Recommended Approval of Tenure

Background

You have received tenure summaries for review and consideration for two faculty members. The faculty members listed below have been found to be qualified in their fields as instructors, and have been recommended for tenure in their discipline by their college tenure review committee, vice president, and president. I concur with these recommendations.

Seattle Vocational Institute

Teresa Ferguson

Business Computer Applications/
Allied Health

Barbara Jarrett

Basic and Transitional Studies

Recommended Action

It is recommended that the Board of Trustees, having given reasonable consideration to the recommendations of the tenure review committee, the vice president and president, grant tenure to the faculty member in his discipline as specifically indicated above.

Submitted by and transmitted to the Board with a
favorable recommendation,



Jill A. Wakefield, Ed.D.
Chancellor

MEMORANDUM

TO: Board of Trustees
FROM: Kurt Buttleman
DATE: May 7, 2015
SUBJECT: Audited Financial Statement

Background

As I have previously reported to the Board of Trustees, due to changes in standards of the Northwest Commission on Colleges and Universities, the Seattle Colleges were part of a pilot group of 8 other Washington State community college districts which have prepared; or are in the process of preparing financial statements for fiscal year 12-13.

The new standard states:

"For each year of operation, the institution undergoes an external financial audit, in a reasonable timeframe, by professionally qualified personnel in accordance with generally accepted auditing standards. Results from the audit, including findings and management letter recommendations, are considered in a timely, appropriate, and comprehensive manner by the administration and the governing board."

Previously, none of the Washington Community and Technical Colleges had prepared individual college or district financial statements for audit as each of the college districts had been audited as a part of the State of Washington's Single Audited financial statement.


At the March, 2015 meeting of the Board of Trustees, Assistant State Auditor June Li presented the results of the State Auditor's audit of our fiscal year 12-13 financial statement.

At today's meeting, I will be presenting the audited financial statement to the Board of Trustees. Going forward, we will be preparing and presenting an audited financial statement on an annual basis. I have annotated a few key things in this inaugural statement.

Recommendation

It is recommended that this item be received as information only.

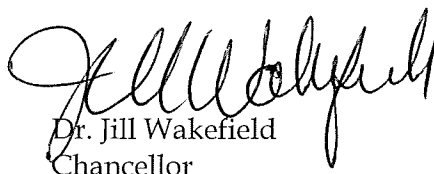
Submitted by:




Dr. Kurt R. Buttleman

Vice Chancellor for Finance & Technology

Transmitted to the Board of Trustees with favorable recommendation.



Dr. Jill Wakefield
Chancellor



**SEATTLE
COLLEGES**

Central • North • South • SVI

2013 Financial Report

2013 Financial Report

Table of Contents

Trustees and Administrative Officers	3
Management's Discussion and Analysis.....	6
Independent Auditor's Report on Financial Statements	18
College Statement of Net Position	21
College Statement of Revenues, Expenditures and Changes in Net Position.....	22
College Statement of Cash Flows	23
Notes to the Financial Statement.....	24
Notes to the Individual Colleges Statement of Net Position.....	42
Notes to the Individual College Campus Statement of Revenues, Expenses and Changes in Net Position	44
Notes to the Foundation Statements of Financial Position & Statement of Activities and Changes in Net Position.....	46

For information about the financial data included in this report, contact:

Kurt R. Buttleman, Ed.D. - Vice Chancellor for Finance & Technology
Seattle Colleges
1500 Harvard Avenue
Seattle, WA 98122
206.934.4111

For information about enrollment, degrees awarded, or academic programs, contact:

Mary Ellen O'Keeffe – Interim Vice Chancellor
Seattle Colleges
1500 Harvard Avenue
Seattle, WA 98122
206.934.4104

or

Visit the home page at link at <http://seattlecolleges.edu/>

Trustees and Administrative Officers

BOARD OF TRUSTEES

Trustees and Officer list effective as of December 31, 2013

Chair	Mr. Jorge Carrasco, Trustee
Other Board Officers	
Trustees	Mr. Albert Shen, Trustee Ms. Carmen Gayton, Trustee Ms. Courtney Gregoire, Trustee Mr. Steve Hill, Trustee
Chancellor / Ex-officio Secretary	Dr. Jill Wakefield
Advisory Representatives	Mr. Derek Edwards, AAG Ms. Tracy Lai, AFT Seattle Ms. Kimberly McRae, AFT Seattle Mr. Ty Pethe, WFSE Ms. Ksenia Ivantsova, NSC Student Ms. Leah Remsen, SCC Student Mr. Ariel Garcia, SSC Student
Recording Secretary	Ms. Harrietta Hanson

EXECUTIVE OFFICERS

Chancellor	Dr. Jill Wakefield
Presidents	Dr. Mary Ellen O'Keefe, NSC Dr. Paul Killpatrick, SCC Mr. Gary Oertli, SSC
Vice Chancellors	Dr. Kurt Buttleman, Vice Chancellor for Finance & Technology Dr. Carin Weiss, Vice Chancellor Mr. Charles Sims, Chief Human Resources Officer
Vice Presidents	Seattle Central Michael Pham, Administrative Services Warren Brown, Instruction & Student Services South Seattle Frank Ashby, Administrative Services Donna Miller-Parker, Instruction

Rosie Hernandez Rimando-Chareunsap, Student Services

North Seattle

Orestes Monterey, Administrative Services

Peter Lortz, Instruction (Interim)

Marci Myer, Student Services

Additional Officers

Malcolm Grothe, Associate Vice Chancellor – Workforce

Bruce Genung, Associate Vice Chancellor – Advancement

Steve Miller, Executive Dean – Corporate & Customized Training

ACADEMIC DEANS

NORTH SEATTLE COLLEGE

Braziunas, Tom	Associate Dean	eLearning
Chapman, Kim	Dean	Basic & Transitional Studies
Cox, Terry	Dean	Business, Engineering & Information Tech
Thomas, Steven	Dean	Health & Human Services
Lortz, Peter	Dean	Math and Science
Simes, Sharon	Dean	Library Services/TLC
Kirgis, Julianne	Associate Dean	Teaching and Learning
Stevens, Alison	Dean	Arts, Humanities & Social Sciences
Lederer, John	Executive Dean	Career and Workforce Education

SEATTLE CENTRAL COLLEGE

Chauncey, Linda	Associate Dean	Seattle Culinary Academy
Gourd, David	Dean	Allied Health
Von Ruden, Matthew	Associate Dean	Seattle Maritime Academy
Griswold, Al	Associate Vice President	Workforce Education & SVI
Samuels, Andrea	Associate Dean	Workforce Education & SVI
Insley, Andrea	Executive Dean	International Education Programs
Sullivan, Chris	Dean	Business, Info Technology, & Creative Arts
Lane, Bradley	Dean	Humanities & Social Sciences
Lee, Wai-Fong	Executive Dean	Instructional Resource Services
Rockhill, Wendy	Dean	Science & Mathematics
Laura DiZazzo	Dean	Basic & Transitional Studies
Verheyden, Nancy	Dean	Instruction (SVI)
Delaney, Stephanie	Dean	Center for Extended Learning
Krieg, Kate	Associate Dean	Academic Transfer
Sullivan, Debra	Associate Dean	Applied Behavioral Science

SOUTH SEATTLE COLLEGE

Alexander, Kim	Dean	Aviation
Burgess, Duncan	Dean	Professional Technical
Moore, Holly	Executive Dean	Apprenticeship & Specialized Training
Joe Shannon	Dean	Academic Transfer
Kingston, Laura	Associate Dean	Academic Transfer
John Bowers	Dean	Basic & Transitional Studies
Glatt, Robert	Dean	Hospitality & Service Occupations
White, Mary Jo	Dean	Education Services
(Vacant)	Dean	Workforce Education and New Initiatives

Management's Discussion and Analysis

Seattle College District

The following discussion and analysis provides an overview of the financial position and activities of the Seattle College District (the District) for the fiscal year ended June 30, 2013 (FY 2013). The 2013 report constitutes the district's inaugural audited financial statements. As a result, comparisons included in this discussion were made with unaudited information for the fiscal year ended June 30, 2012 (FY 2012), where available.

This overview provides readers with an objective analysis of the District's financial performance for the year, based on currently known facts and conditions. This discussion has been prepared by management and should be read in conjunction with the District's financial statements and accompanying note disclosures.

Reporting Entity

Seattle College District is one of thirty public community and technical college districts in the state of Washington, providing comprehensive, open-door academic programs, workforce education, basic skills and community service educational programs to nearly 50,000 students. The District confers applied baccalaureate degrees, associate degrees, certificates and high school diplomas. The District was established in 1966 with the first college, Seattle Central College, and its primary purpose is to provide excellent, accessible educational opportunities to prepare our students for a challenging future.

The District's main campuses are located in Seattle, Washington, a community of about 650,000 residents. The District is made up of three colleges – Seattle Central College, North Seattle College, and South Seattle College and has various other locations for training and education purposes throughout the city. The District is governed by a five member Board of Trustees appointed by the governor of the state with the consent of the state Senate. By statute, the Board of Trustees has full control of the District, except as otherwise provided by law.

Using the Financial Statements

The financial statements presented in this report encompass the District, the Colleges, and discretely presented component units. The District's financial statements include the Statement of Net Position; the Statement of Revenues, Expenses and Changes in Net Position, and the Statement of Cash Flows. The Statement of Net Position provides information about the District at a moment in time, at year-end. The Statement of Revenue, Expenses and Changes in Net Position and the Statement of Cash flows provide information about operations and activities

over a period of time. Together, these statements, along with the accompanying notes, provide a comprehensive way to assess the District's financial health as a whole.

The Statement of Net Position and Statement of Revenues, Expenses and Changes in Net position are reported under the accrual basis of accounting where all of the current year's revenues and expenses are taken into account regardless of when cash is received or payments are made. Full accrual statements are intended to provide a view of the District's financial position similar to that presented by most private-sector companies. These financial statements are prepared in accordance with generally accepted accounting principles as prescribed by the Governmental Accounting Standards Board (GASB), which establishes standards for external financial reporting for public colleges and universities. The full scope of the District's activities is considered to be a single business-type activity and accordingly, is reported within a single column in the basic financial statements.

Remainder of this page intentionally left blank.

Statement of Net Position

The Statement of Net Position provides information about the District's financial position, and presents the District's assets, liabilities, and net assets at year-end and includes all assets and liabilities of the District. A condensed comparison of the Statement of Net Position is as follows:

Condensed Statement of Net Position			
June 30, 2013			
Assets		FY 2013	FY 2012 (Unaudited)
Current Assets	\$	67,399,614	\$ 51,990,350
Non-Current Assets	\$	202,923,099	\$ 181,199,168
Total Assets	\$	270,322,623	\$ 233,189,518
Liabilities			
Current Liabilities	\$	20,612,268	\$ 20,232,172
other Liabilities, non-current	\$	18,941,261	\$ 31,649,483
Total Liabilities	\$	39,553,529	\$ 51,881,655
Total Net Position	\$	230,769,094	\$ 181,307,863
Total Liabilities & Net Position	\$	270,322,623	\$ 233,189,518

Current assets consist primarily of cash, investments, various accounts receivables and inventories. The modest increase in current assets in FY 2013 can be attributed to a slight increase in year-end cash balances and on-going conservative management of resources.

Non-current assets are primarily comprised of capital assets and increased by \$20M from FY 2012 to FY 2013. The majority of the increase is the result of the construction of the Opportunity Center for Education and Employment on the North Seattle College campus.

The balance of non-current assets consists of the long-term portion of certain investments and student loans receivable.

Current liabilities include amounts payable to suppliers for goods and services, accrued payroll and related liabilities, the current portion of Certificate of Participation (COP) debt, deposits held for others and unearned revenue. Current liabilities can fluctuate from year to year depending on the timeliness of vendor invoices and resulting vendor payments, especially in the area of capital assets and improvements. The modest increase of 1.9% in current liabilities from FY 2012 to FY 2013 is nominal and demonstrates consistent management in this area.

Non-current liabilities primarily consist of the value of vacation and sick leave earned but not yet used by employees and the long-term portion of Certificates of Participation debt. The decrease in non-current liabilities was 40%, from \$31.6M to \$18.9M and was primarily due to the identification

and subsequent correction of the accrual of compensated absences that resulted from a programmatic system reporting miscalculation that overstated the liability in previous years.

Net position represents the value of the District's assets and deferred outflows after liabilities and deferred inflows are deducted. The District is required by accounting standards to report its net position in four categories:

Invested in Capital Assets (Net of Related Debt) – The College's total investment in property, plant, equipment, and infrastructure net of accumulated depreciation and outstanding debt obligations related to those capital assets. Changes in these balances are discussed above.

Restricted:

Non Expendable – The District's balance in this area is \$122,060.

Expendable – resources the College is legally or contractually obligated to spend in accordance with restrictions placed by donor and/or external parties who have placed time or purpose restrictions on the use of the asset. The District has no applicable assets in this area.

Unrestricted – Includes all other assets not subject to externally imposed restrictions, but which may be designated or obligated for specific purposes by the Board of Trustees or management. Prudent balances are maintained for use as working capital, as a reserve against emergencies and for other purposes, in accordance with policies established by the Board of Trustees. The increase of \$24M resulted from the previous year's overstatement of liability for compensated absences and the increase in revenues closed to fund balance for the year.

Condensed Statement of Net Position - Expendable

June 30, 2013

	FY 2013	FY 2012 (Unaudited)
Invested in capital assets, net of related debt	\$ 162,685,910	\$ 137,585,690
Restricted for:		
Nonexpendable	\$ 122,060	\$ 134,992
Expendable	\$ -	\$ -
Student Loans	\$ 714,683	\$ 715,242
Unrestricted	\$ 67,246,441	\$ 42,871,939
Total Net Position	\$ 230,769,094	\$ 181,307,863
Total Liabilities and Net Position	283,891,218	233,189,518

Statement of Revenues, Expenses and Changes in Net Position

The Statement of Revenues, Expenses and Changes in Net Position accounts for the District's changes in total net position during FY 2013. The objective of the statement is to present the revenues received, both operating and non-operating, and the expenses paid by the District, along with any other revenue, expenses, gains and losses of the District.

Generally, operating revenues are earned by the District in exchange for providing goods and services. Tuition and grants and contracts are included in this category. In contrast, non-operating revenues include monies the college receives from another government without directly giving equal value to that government in return. Accounting standards require that the District categorize state operating appropriations and Pell Grants as non-operating revenues.

Operating expenses are expenses incurred in the normal operation of the District, including depreciation on property and equipment assets. When operating revenues, excluding state appropriations and Pell Grants, are measured against operating expenses, the District shows an operating loss of \$58.3M. The operating loss is reflective of the external funding necessary to keep tuition lower than the cost of the services provided.

A condensed statement of revenues, expense and changes in net position is presented below. A single year is presented as part of this inaugural set of financial statements. Future years will include comparative information.

Condensed Statement of Revenues, Expenses and Changes in Net Position	
For the Year Ended June 30, 2013	
	FY 2013
Operating Revenues	109,607,433
Operating Expenses	167,935,518
Operating income (loss)	(58,328,085)
Non-Operating Revenues	73,412,064
Non-Operating Expenses	402,104
Income or (loss) before other	14,681,876
Capital appropriations	19,874,779
Increase (Decrease) in Net Position	34,556,655
Net Position	
Net position, beginning of year	196,212,439
Net position, end of year	230,769,094

Revenues

Continuing a trend that began midway through fiscal year 2009, the District's state operating appropriations decreased in FY 2013. The state of Washington appropriates funds to the community college system as a whole. The State Board for Community and Technical Colleges (SBCTC) then allocates monies to each college. System-level appropriations hit their height in FY 2009 and as of FY 2013 have been reduced by almost 24%.

Over this same period, the Legislature and SBCTC instituted increases in tuition rates to partially offset the reduction in state appropriations. For FY2013, the College attempted to keep other fees as stable as possible, resulting in only small changes in these revenues. Although enrollments leveled off in FY 13, the District's tuition and fee revenue increased due primarily to a growing international student population. In addition, the District serves some students and offers some programs on a fee-only basis, as allowed by law.

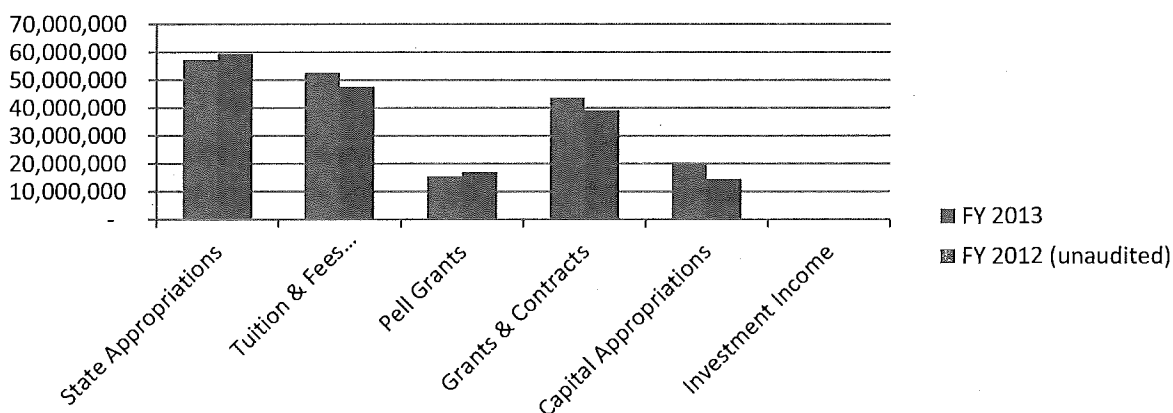
In FY 2013, grant and contract annual revenues increased when compared with FY 2012. This reflects the District's increased utilization of state, local, and Federal grant opportunities as well as contracted International Student Programs and Running Start Programs. Key Grants for this FY include a focus on student success programs with key funding by the Bill and Melinda Gates Foundation, the Federal Department of Education, and others. Another key funding area is in grants from the Federal National Science Foundation for STEM (science, technology, engineering and math) programs.

The District receives capital spending authority on a biennial basis from the State and may carry unexpended amounts forward into one or two future biennia, depending on the original purpose of the funding. In accordance with accounting standards, the amount shown as capital appropriation revenue on the financial statement is the amount expended in the current year. Expenditures from capital project funds that do not meet accounting standards for capitalization are reported as operating expenses. Those expenditures that meet the capitalization standard are not shown as expense in the current period and are instead recognized as depreciation expense over the expected useful lifetime of the asset.

Selected Elements of Revenue

For the Years Ended June 30, 2013 and unaudited 2012

Note: For purposes of this chart, tuition and fees reflect amounts collected and may include amounts students paid with Pell Grant proceeds



Expenses

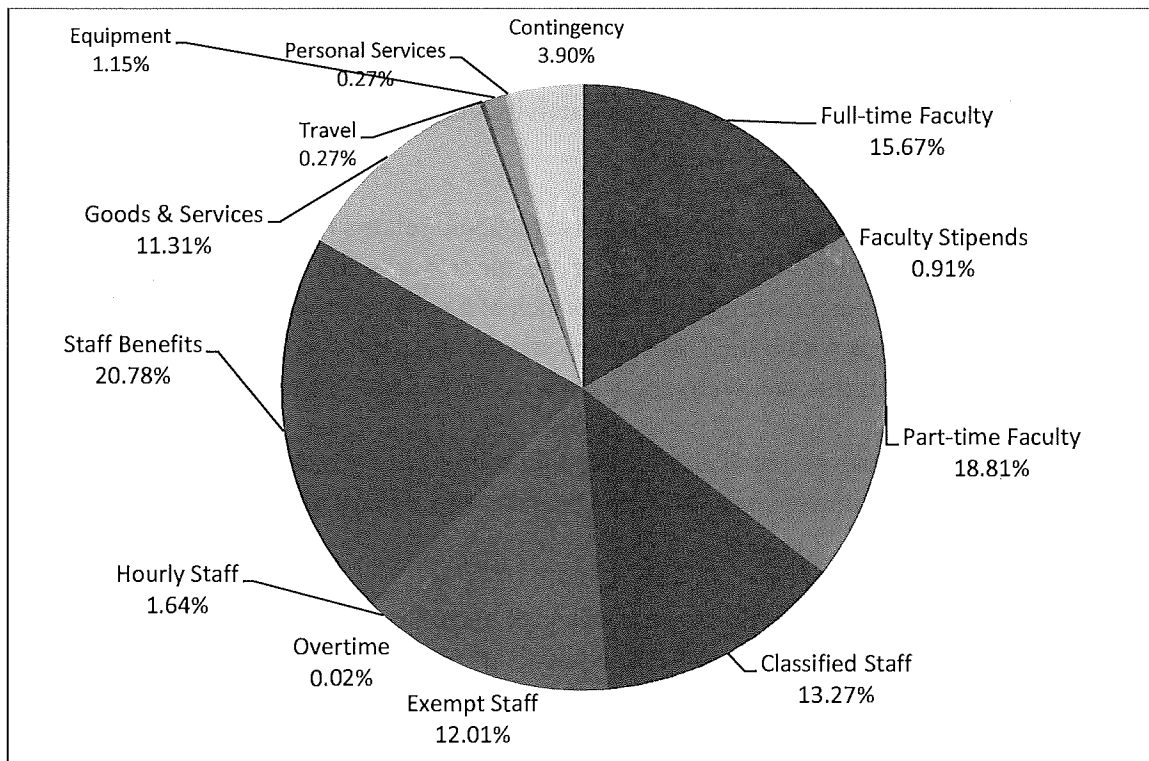
Faced with severe budget cuts over the past five years, the District has continuously sought opportunities to identify savings and efficiencies. Over time, the District decreased spending and services and was subject to various state spending freezes and employee salary reductions.

More recently, in FY 2013, salary and benefit costs increased as result of adding positions to focus specifically on Student Success initiatives, having to compete in the job market in order to replace retiring or exiting exempt employees, an increase in the number of Applied Bachelorette programs resulting in more full-time faculty positions, and other similar changes.

The District has reduced utility expenses in FY 2013 as a result of targeted efforts to reduce use, in spite of rate increases from utility providers. Supplies and materials and purchased services are significantly higher in FY 2013, primarily as a result of increased spending related to capital projects. Certain capital project costs do not meet accounting criteria for capitalization as part of the cost of the building and are instead recognized as supplies, repairs, maintenance, materials or purchased services costs. These fluctuations are to be expected. Depreciation expense is also primarily driven by capital activity, with the annual depreciation expense showing a significant increase in any year when a new building is placed in service.

Comparison of Selected Operating Expenses by Function

The chart below shows the percentage of each functional area of operating expenses for FY 2013.

FY 2013 Expenses by Functional Type

Statement of Cash Flows

The Statement of Cash Flows gives a general picture of where the District obtains and spends its cash and cash equivalents. The statement gives detailed information about cash flows related to four different types of activities within the institution.

The first section shows cash received and spent on the operations of the District. Since tuition and fees and other operating revenue alone do not normally cover the operating costs of a public higher education institution, this section can be expected to show more cash used than provided.

The second section shows cash received and spent on non-capital financing activities of the District. Here the college reports cash from state appropriations and cash related to federally-funded Pell grants. This section also includes any activity that cannot be reported in one of the other sections.

The third section shows cash received and spent on capital and related financing activities. This includes state capital appropriations for major projects, minor works and repairs. It also includes cash proceeds, loan origination costs, interest and principal payments related to Certificates of Participation. Since colleges within the District periodically use local funds to supplement these sources, it is not unusual for this section to show more cash used than provided.

The fourth section shows cash received and spent on investing activities, including the purchase and sale of investment instruments, interest earnings and realized gains or losses from investments.

Next, the statement shows how the current year's change in cash combined with the prior year's cash balance results in the ending cash and cash equivalents balance shown on the District's Statement of Net Position. Finally, the statement includes a detailed reconciliation of operating activity only, between the operating loss shown as a subtotal on the Statement of Revenues, Expenses and Changes in Net Position and the net cash used by operating activities shown on the Cash Flow Statement.

A condensed statement of cash flows is presented below. A single year is presented as part of this inaugural set of financial statements. Future years will include comparative information.

Condensed Statement of Cash Flows As of June 30th	FY 2013
Operating Activities	\$ (52,295,943)
Non-Capital Financing Activities	\$ 70,702,234
Capital Financing Activities	\$ (5,610,356)
Adjustment Figures	\$ (2,600)
Investing Activities	\$ (5,599,502)
Net Change in Cash	\$ 7,193,832
Cash, Beginning of Year	\$ 44,875,405
Cash, End of Year	\$ 52,069,236

The College's cash and cash equivalents at June 30th increased in 2013 by \$7,193,832. Primary contributing factors include increases in tuition rates, along with corresponding effects on scholarship and Pell grant revenues, growth in international student programs a state-mandated temporary reduction in amounts paid to employees, decreases in state appropriations, significant increases to capital spending as a result of a new major project for the Opportunity Center for Education and Employment Building on the North Seattle College campus.

Capital Assets and Long-Term Debt Activities

The community and technical college system submits a single prioritized request to the Office of Financial Management and the Legislature for appropriated capital funds, which includes major projects, minor projects, repairs, emergency funds, alternative financing and major leases. The primary funding source for college capital projects is state general obligation bonds. In recent years, declining state revenues significantly reduced the state's debt capacity and are expected to continue to impact the number of new projects that can be financed. In addition, North Seattle College has one of four community college projects that were funded through a Certificate of Participation (COP) against which system-wide building fee monies were pledged.

At June 30, 2013, the College had invested \$173,010,910 in capital assets, net of accumulated depreciation. Future years will show comparative data.

Asset Type	June 30, 2013
Land	\$7,508,379
Construction in Progress	\$42,976,063
Buildings, net	\$112,578,815
Other Improvements and Infrastructure, net	\$5,856
Equipment, net	\$9,344,363
Library Resources, net	\$597,434
Total Capital Assets, Net	\$173,010,910

The increase in net capital assets can be attributed to the completion of the Opportunity Center for Education and Employment Building on the North Seattle College campus. Significant capital projects that were in process on June 30, 2013 include the Wine Technology Building at South Seattle College and the Technology Center at North Seattle College. In FY 2013, the College applied the retroactive infrastructure reporting requirements of Government Accounting Standards Board Statement Number 34 for the first time. FY 2012 amounts have not been restated to recognize these changes.

At June 30, 2013, the College had \$9,795,000 in outstanding debt. The College carries two Certificates of Participation (COP) for the Opportunity Center for Education and Employment Building on the North Seattle College campus and the Seattle Central College building at 1515 Broadway.

	June 30, 2013
Certificates of Participation	\$9,795,000
Capital Leases	
Total	\$9,795,000

Remainder of this page intentionally left blank.

Economic Factors That Will Affect the Future

Following a trend that began in FY 2009, the College's state operating appropriations continued to decrease through FY 2013. More recently, when creating the 2013 – 2015 biennial budget, the state Legislature re-invested in community and technical colleges. They continued this trend with a supplemental budget that included community colleges as a key partner in an investment in aerospace training. As a result, the net reduction of community college funding between FY 2009 and expected funding levels by the end of FY 2015 will have been a little over 15 percent. These investments in community colleges allowed the Legislature to keep FY 2014 tuition flat for resident, non-resident and baccalaureate students. It's unclear how much opportunity there may be for additional investments in community and technical colleges in the next few years, as state budget writers continue to grapple with court-mandated basic education obligations and other taxpayer priorities.

The state of Washington continues to add jobs, including showing growth in the manufacturing sector. Housing construction, home prices and car sales also increased and exports are at an all-time high. Both employment in Washington state and personal income are expected to continue to grow in 2014 and through 2019, the end of the period covered by the forecast.

A hallmark of community colleges is the flexibility to quickly respond to the needs of the community, resulting in a pattern of high enrollment during economic downturns, punctuated by lower enrollment when the job market is strong. The Great Recession of 2008 has had a lingering effect on the job market in Washington, which has only recently shown improvement. Enrollment is down from its most recent peak, which, if this trend continues, will result in a significant reduction in tuition revenue.



Washington State Auditor Troy Kelley

INDEPENDENT AUDITOR'S REPORT ON FINANCIAL STATEMENTS

March 12, 2015

← DATE ON WHICH AUDITOR
COMPLETED FIELD WORK

Seattle Colleges
Seattle, Washington

REPORT ON THE FINANCIAL STATEMENTS

We have audited the accompanying financial statements of the business-type activities and the aggregate discretely presented component units of the Seattle Colleges, King County, Washington, as of and for the year ended June 30, 2013, and the related notes to the financial statements, which collectively comprise the College's basic financial statements as listed in the table of contents.

Management's Responsibility for the Financial Statements

Management is responsible for the preparation and fair presentation of these financial statements in accordance with accounting principles generally accepted in the United States of America; this includes the design, implementation, and maintenance of internal control relevant to the preparation and fair presentation of financial statements that are free from material misstatement, whether due to fraud or error.

← "GAAP"
"GASB"

Auditor's Responsibility

Our responsibility is to express opinions on these financial statements based on our audit. We did not audit the financial statements of the Foundations for Seattle Community Colleges, the Seattle Central Community College Foundation, the North Seattle Community College Education Fund, the North Seattle Community College Foundation, and the South Seattle Community College Foundation, which represents 100 percent, of the assets, net position, and revenues of the aggregate discretely presented component unit. Those financial statements were audited by other auditors whose report thereon has been furnished to us, and our

opinion, insofar as it relates to the amounts included for the Foundations for Seattle Community Colleges, the Seattle Central Community College Foundation, the North Seattle Community College Education Fund, the North Seattle Community College Foundation, and the South Seattle Community College Foundation, is based solely on the report of other auditors.

We conducted our audit in accordance with auditing standards generally accepted in the United States of America and the standards applicable to financial audits contained in Government Auditing Standards, issued by the Comptroller General of the United States. Those standards require that we plan and perform the audit to obtain reasonable assurance about whether the financial statements are free from material misstatement. The financial statements of the Foundations for Seattle Community Colleges, the Seattle Central Community College Foundation, the North Seattle Community College Education Fund, the North Seattle Community College Foundation, and the South Seattle Community College Foundation were not audited in accordance with *Government Auditing Standards*.

An audit involves performing procedures to obtain audit evidence about the amounts and disclosures in the financial statements. The procedures selected depend on the auditor's judgment, including the assessment of the risks of material misstatement of the financial statements, whether due to fraud or error. In making those risk assessments, the auditor considers internal control relevant to the College's preparation and fair presentation of the financial statements in order to design audit procedures that are appropriate in the circumstances, but not for the purpose of expressing an opinion on the effectiveness of the College's internal control. Accordingly, we express no such opinion. An audit also includes evaluating the appropriateness of accounting policies used and the reasonableness of significant accounting estimates made by management, as well as evaluating the overall presentation of the financial statements.

We believe that the audit evidence we have obtained is sufficient and appropriate to provide a basis for our audit opinions.

"CLEAN" AUDIT!
← OPINION.

Opinion

In our opinion, based on our audit and the report of other auditors, the financial statements referred to above present fairly, in all material respects, the respective financial position of the business-type activities and the aggregate discretely presented component units of the Seattle Colleges, Washington, as of June 30, 2013, and the respective changes in financial position and, where applicable, cash flows thereof for the year then ended in accordance with accounting principles generally accepted in the United States of America.

Matters of Emphasis

As discussed in Note 1, the financial statements of Seattle Colleges, an agency of the state of Washington, are intended to present the financial position, and the changes in financial position, and where applicable, cash flows of only the portion of business-type activities of the state of Washington that is attributable to the transactions of the College and its aggregate discretely presented component units. They do not purport to, and do not, present fairly the financial position of the state of Washington as of June 30, 2013, the changes in its financial position, or where applicable, its cash flows for the year then ended in conformity with accounting principles generally accepted in the United States of America. Our opinion is not modified with respect to this matter.

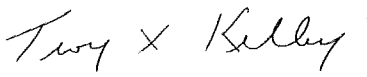
Other Matters***Required Supplementary Information***

Accounting principles generally accepted in the United States of America require that the management's discussion and analysis be presented to supplement the basic financial statements. Such information, although not a part of the basic financial statements, is required by the Governmental Accounting Standards Board who considers it to be an essential part of financial reporting for placing the basic financial statements in an appropriate operational, economic or historical context. We have applied certain limited procedures to the required supplementary information in accordance with auditing standards generally accepted in the United States of America, which consisted of inquiries of management about the methods of preparing the information and comparing the information for consistency with management's responses to our inquiries, the basic financial statements, and other knowledge we obtained during our audit of the basic financial statements. We do not express an opinion or provide any assurance on the information because the limited procedures do not provide us with sufficient evidence to express an opinion or provide any assurance.

OTHER REPORTING REQUIRED BY GOVERNMENT AUDITING STANDARDS

In accordance with *Government Auditing Standards*, we have also issued our report dated March 12, 2015 on our consideration of the College's internal control over financial reporting and on our tests of its compliance with certain provisions of laws, regulations, contracts and grant agreements and other matters. The purpose of that report is to describe the scope of our testing of internal control over financial reporting and compliance and the results of that testing, and not to provide an opinion on internal control over financial reporting or on compliance. That report is an integral part of an audit performed in accordance with *Government Auditing Standards* in considering the College's internal control over financial reporting and compliance.

Sincerely,



TROY KELLEY
STATE AUDITOR
OLYMPIA, WA

College Statement of Net Position

Seattle Colleges Statement of Net Position June 30, 2013

Assets

Current assets

Cash and cash equivalents	52,069,236
Short-term investments	8,000,000
Accounts Receivable, net	7,197,656
Interest Receivable	10,097
Inventories	122,060
Prepaid Expenses	565
Total current assets	67,399,614

Non-Current Assets

Long-term investments	29,197,415
Student Loans Receivable, net	714,684
Capital assets, net of depreciation	173,010,910
Total non-current assets	202,923,009
Total assets	270,322,623

Liabilities

Current Liabilities

Accounts Payable	2,051,640
Accrued Liabilities	4,626,602
Compensated absences	2,016
Deposits Payable	601,794
Unearned Revenue	12,800,216
Leases and Certificates of Participation Payable	530,000
Total current liabilities	20,612,268

Noncurrent Liabilities

Compensated Absences	9,146,261
Long-term liabilities	9,795,000
Total non-current liabilities	18,941,261
Total liabilities	39,553,529

Net Position

Net Investment in Capital Assets	162,685,910
Restricted for:	
Nonexpendable	122,060
Student Loans	714,683
Unrestricted	67,246,441
Total Net Position	230,769,094
Total Liabilities and Net Position	270,322,623

See the accompanying notes which are an integral part of these financial statements.

ALL FUNDS
TOGETHER

TOTAL OF
WHAT
WE
HAVE
\$270 M

WHAT WE
OWE
\$39.5M

AKA "BALANCE
SHEET"

POINT IN TIME

"BANK
ACCT."

BONDS

LAND,
BUILDINGS, EQUIP,
BOOK INVENTORY

DEBT
ON CETERA
@ NSCC

College Statement of Revenues, Expenditures and Changes in Net Position

Seattle Colleges Statement of Revenues, Expenses and Changes in Net Position For the Year Ended June 30, 2013

AKA "INCOME STATEMENT"

RESULTS FROM WHOLE YEAR

WHAT WE EARNED

Operating Revenues

Student tuition and fees, net	52,709,472
Auxiliary enterprise sales, net	11,520,065
State and local grants and contracts	33,511,079
Federal grants and contracts	10,115,332
Other operating revenues	1,751,484
Total operating revenue	109,607,433

"ACCRUAL METHOD"
RECOGNIZED WHEN
EARNED
(NOT CASH REC'D)

WHAT WE SPENT

Operating Expenses

Operating Expenses	15,476,428
Salaries and wages	90,258,901
Benefits	28,456,696
Scholarships and fellowships	13,270,879
Supplies and materials	7,772,174
Depreciation	5,738,262
Purchased services	3,492,521
Utilities	3,469,658
Total operating expenses	167,935,518

RECOGNIZED WHEN
INCURRED
(NOT CASH SPENT)

POSITION BEFORE
STATE SUPPORT +
PELL REVENUE

Total operating expenses

Operating income (loss)

(58,328,085)

INCOMPLETE PICTURE

Non-Operating Revenues

State appropriations	57,410,802
Federal Pell grant revenue	15,561,562
Investment income, gains and losses	439,701
Net non-operating revenues	73,412,064

STUDENT AID TO
TUITION

Non-Operating Expenses

Interest on indebtedness	402,104
Net non-operating expenses	402,104

Income or (loss) before other revenues, expenses, gains, or losses 14,681,876

Capital appropriations 19,874,779

Increase (Decrease) in net position 34,556,655

Net Position

Net position, beginning of year	196,212,439
Net position, end of year	230,769,094

See the accompanying notes which are an integral part of these financial statements.

COMPLETE PICTURE
INCLUDING CAPITAL
+/-'s.

College Statement of Cash Flows

Seattle Colleges
Statement of Cash Flows
For the Year Ended June 30, 2013

CASH METHOD

Cash flow from operating activities	
Student tuition and fees	54,407,912
Grants and contracts	43,184,389
Payments to vendors	(27,502,795)
Payments for utilities	(3,509,500)
Payments to employees	(90,599,414)
Payments for benefits	(28,466,012)
Auxiliary enterprise sales	11,485,838
Payments for scholarships and fellowships	(13,270,879)
Collection of loans to students	559
Other receipts	1,973,959
Net cash used by operating activities	(52,295,943)
Cash flow from noncapital financing activities	
State appropriations	55,140,672
Pell grants	15,561,562
Net cash provided by noncapital financing activities	70,702,234
Cash flow from capital and related financing activities	
Capital appropriations	15,978,022
Purchases of capital assets	(20,641,149)
Principal paid on capital debt	(545,125)
Interest paid	(402,104)
Net cash used by capital and related financing activities	(5,610,356)
Cash flow from investing activities	
Purchase of investments	(26,268,797)
Proceeds from sales and maturities of investments	20,237,760
Income from investments	431,534
Net cash provided by investing activities	(5,599,502)
Increase in cash and cash equivalents	7,193,832
Cash and cash equivalents at the beginning of the year	44,875,405
Cash and cash equivalents at the end of the year	52,069,236
Reconciliation of Operating Loss to Net Cash used by Operating Activities	
Operating Loss	(58,328,085)
Adjustments to reconcile net loss to net cash used by operating activities	
Depreciation expense	5,738,262
Changes in assets and liabilities	
Receivables, net	(220,623)
Inventories	12,932
Other assets	426
Accounts payable	(772,850)
Accrued Liabilities	(495,614)
Deferred revenue	1,664,863
Compensated absences	104,188
Loans to students and employees	559
Net cash used by operating activities	(52,295,943)

VIEW
TOGETHER

BANK
ACCT
Δ

TIES TO
INCOME
STMT.

See the accompanying notes which are an integral part of these financial statements.

Notes to the Financial Statement

← DETAILS

June 30, 2013

These notes form an integral part of the financial statements.

1. Summary of Significant Accounting Policies

Financial Reporting Entity

Seattle Colleges is a District of three comprehensive community colleges and one technical institute offering open-door academic programs, workforce education, basic skills, and community services. The Colleges confer applied baccalaureate, associates degrees, certificates and high school diplomas. It is governed by a five-member Board of Trustees appointed by the Governor and confirmed by the state Senate.

The Colleges are an agency of the State of Washington. The financial activity of the colleges is included in the State's Comprehensive Annual Financial Report.

The Foundation for Seattle Colleges, The Seattle Central College Foundation, The North Seattle Education Fund, The North Seattle College Foundation, and The South Seattle College Foundation are separate but affiliated non-profit entities, incorporated under Washington law and recognized as tax exempt 501(c)(3) charities. The Foundations' charitable purposes are to raise funds for student support. Because the majority of the Foundations' income and resources are restricted by donors and may only be used for the benefit of the colleges or the colleges' students, each Foundation is considered a discrete component unit based on the criteria contained in Governmental Accounting Standards Board (GASB) Statement Nos. 61, 39 and 14. A discrete component unit is an entity which is legally separate from the College, but has the potential to provide significant financial benefits to the College or whose relationship with the College is such that excluding it would cause the College's financial statements to be misleading or incomplete.

The Foundation financial statements are discretely presented in this report. Intra-entity transactions and balances between the College and the Foundation are not eliminated for financial statement presentation. A copy of the Foundation's complete financial statements may be obtained from the Foundations Administrative Offices at:

The Foundation for Seattle Colleges

Bruce Genung

Associate Vice Chancellor for Advancement

Executive Director, Seattle Colleges Foundation

206.934.3227

Bruce.Genung@seattlecolleges.edu

Seattle Central College Foundation

Lauren Guzauskas

Interim Executive Director, Seattle Central College Foundation

206.934.5490

Lauren.Guzauskas@seattlecolleges.edu

North Seattle Community College

Jennie Dulas

Executive Director, North Seattle College Foundation & North Seattle Education Fund

206.934.5661

Jennie.Dulas@seattlecolleges.edu

South Seattle College Foundation

Elizabeth Pluhta

Associate Vice President of College Relations & Advancement, South Seattle College Foundation

206.934.5141

Elizabeth.Pluhta@seattlecolleges.edu

Basis of Presentation

The college follows all GASB pronouncements. The financial statements have been prepared in accordance with GASB Statement No. 34, *Basic Financial Statements and Management Discussion and Analysis for State and Local Governments* as amended by GASB Statement No. 35, *Basic Financial Statements and Management Discussion and Analysis for Public Colleges and Universities*. For financial reporting purposes, the College is considered a special-purpose government engaged only in Business Type Activities (BTA). In accordance with BTA reporting, the College presents a Management's Discussion and Analysis; a Statement of Net Position; a Statement of Revenues, Expenses and Changes in Net Position; a Statement of Cash Flows; and Notes to the Financial Statements. The format provides a comprehensive, entity-wide perspective of the college's assets, deferred inflows, liabilities, deferred outflows, net position, revenues, expenses, changes in net position and cash flows.

New Accounting Pronouncements

Beginning in fiscal year 2012-13, the college adopted the provisions of GASB Statement No. 60, *Accounting and Financial Reporting for Service Concession Arrangements* (GASB 60), which improves financial reporting by addressing issues related to service concession arrangements, which are a type of public-private or public-public partnership. The college has no significant arrangements allowing external parties to operate college capital assets.

Beginning in fiscal year 2012-13, the college adopted the provisions of GASB Statement No. 62, *Codification of Accounting and Financial Reporting Guidance Contained in Pre-November 30, 1989 FASB and AICPA Pronouncements* (GASB 62) and amendments contained in GASB Statement No 66 *Technical Corrections – 2012*, which incorporates into GASB's authoritative literature certain accounting and financial reporting guidance included in the pronouncements of the FASB and American Institute of Certified Public Accountants (AICPA). This statement also supersedes GASB Statement No. 20, *Accounting and Financial Reporting for Proprietary Funds and Other Governmental Entities That Use Proprietary Fund Accounting*.

Beginning in fiscal year 2012-13, the College adopted the provisions of GASB Statement No. 63, *Financial Reporting of Deferred Outflows of Resources, Deferred Inflows of Resources, and Net Position* (GASB 63), which provides financial reporting guidance for deferred outflows of resources

and deferred inflows of resources. This statement amends the net asset reporting requirement in GASB Statement No. 34, *Basic Financial Statements-and Management's Discussion and Analysis-for State and Local Governments*, and other pronouncements by incorporating deferred outflows of resources and deferred inflows of resources into the definitions of the required components of the residual measure and by renaming that measure as net position, rather than net assets. The College did not identify any transactions requiring treatment as a deferred inflow or outflow.

In March 2012, the GASB issued Statement No. 65, *Items Previously Reported as Assets and Liabilities* (GASB 65), which establishes accounting and financial reporting standards that reclassify, as deferred outflows of resources or deferred inflows of resources, certain items that were previously reported as assets and liabilities and recognizes, as outflows of resources or inflows of resources, certain items that were previously reported as assets and liabilities. GASB 65 is effective for financial statements for periods beginning after December 15, 2012. The impact of this pronouncement is uncertain at this time.

In June 2012, the GASB issued Statement No. 68, *Accounting and Financial Reporting for Pensions* (GASB 68), which improves accounting and financial reporting by state and local governments for pensions. This statement also supersedes GASB Statement No. 27, *Accounting for Pensions by State and Local Governmental Employers*, as well as GASB Statement No. 50, *Pension Disclosures*. GASB 68 is effective for fiscal years beginning after December 15, 2014. The impact of this pronouncement is uncertain at this time.

In April 2013, the GASB issued Statement No. 70, *Accounting and Financial Reporting for Non-exchange Financial Guarantees*, which improves recognition, measurement and disclosure guidance for state and local governments that have extended or received financial guarantees that are non-exchange transactions. The impact of this pronouncement is uncertain at this time.

Basis of Accounting

The financial statements of the Colleges have been prepared using the economic resources measurement focus and the accrual basis of accounting. Under the accrual basis, revenues are recognized when earned and expenses are recorded when an obligation has been incurred, regardless of the timing of the cash flows.

Non-exchange transactions, in which the College receives (or gives) value without directly giving (or receiving) equal value in exchange includes state and federal appropriations, and certain grants and donations. Revenues are recognized, net of estimated uncollectible amounts, as soon as all eligibility requirements imposed by the provider have been met, if probable of collection.

The preparation of financial statements in conformity with accounting principles generally accepted in the United States of America requires management to make estimates and assumptions that affect the reported amounts of assets and liabilities and disclosure of contingent assets and liabilities at the date of the financial statements and the reported amounts of revenue and expenses during the reporting period. Actual results could differ from those estimates.

During the course of operations, numerous transactions occur between funds for goods provided and services rendered. For the financial statements, inter-fund receivables and payables have generally been eliminated. However, revenues and expenses from the College's auxiliary enterprises are treated as though the College were dealing with private vendors. For all other funds, transactions that are reimbursements of expenses are recorded as reductions of expense.

Cash, Cash Equivalents and Investments

Cash and cash equivalents include cash on hand, bank demand deposits, and deposits with the Washington State Local Government Investment Pool (LGIP). Cash in the investment portfolio is not included in cash and cash equivalents as it is held for investing purposes. Cash and cash equivalents that are held with the intent to fund College operations are classified as current assets along with operating funds invested in the LGIP. The College records all cash, cash equivalent, and investments at amortized cost, which approximates fair value.

The College combines unrestricted cash operating funds from all departments into an internal investment pool. The internal investment pool is comprised of cash, cash equivalents, and U.S. Government Bonds.

Accounts Receivable

Accounts receivable consists of tuition and fee charges to students and auxiliary enterprise services provided to students, faculty, staff, and community members. This also includes amounts due from federal, state and local governments or private sources as allowed under the terms of grants and contracts. Accounts receivable are shown net of estimated uncollectible amounts.

Inventories

Inventories, consisting primarily of merchandise for resale in the college food and beverage services, cosmetology, and greenhouse course-related supplies, are valued at cost using the FIFO method of valuation.

Capital Assets

In accordance with state law, capital assets constructed with state funds are owned by the State of Washington. Property titles are shown accordingly. However, responsibility for managing the assets rests with the College. As a result, the assets are included in the financial statements because excluding them would have been misleading to the reader.

Land, buildings and equipment are recorded at cost, or if acquired by gift, at fair market value at the date of the gift. As this is the first institution-level financial statement prepared by the college, GASB 34 guidance concerning preparing initial estimates for historical cost and accumulated

depreciation related to infrastructure was followed. Capital additions, replacements and major renovations are capitalized. The value of assets constructed includes all material direct and indirect construction costs. Any interest costs incurred are capitalized during the period of construction. Routine repairs and maintenance are charged to operating expense in the year in which the expense was incurred. In accordance with the state capitalization policy, only equipment with a unit cost of \$5,000 or greater is capitalized. Depreciation is computed using the straight line method over the estimated useful lives of the assets, generally 15 to 50 years for buildings and components, 20 to 25 years for infrastructure and land improvements, 7 years for library resources and 5 to 7 years for equipment.

In accordance with GASB Statement 42, the college reviews assets for impairment whenever events or changes in circumstances have indicated that the carrying amount of its assets might not be recoverable. Impaired assets are reported at the lower of cost or fair value. At June 30, 2013, no assets had been written down.

Unearned Revenues

Unearned revenues occur when funds have been collected prior to the end of the fiscal year but related to the subsequent fiscal year. The College has recorded summer quarter tuition and fees, housing deposits and advanced grant proceeds as unearned revenues.

Tax Exemption

The College is a tax-exempt organization under the provisions of Section 115 (1) of the Internal Revenue Code and is exempt from federal income taxes on related income.

Net Position

The College's net position is classified as follows.

- *Net Investment in Capital Assets.* This represents the College's total investment in capital assets, net of outstanding debt obligations related to those capital assets.
- *Restricted for Nonexpendable.* This consists of endowment and similar type funds for which donors or other outside sources have stipulated as a condition of the gift instrument that the principal is to be maintained inviolate and in perpetuity and invested for the purpose of producing present and future income which may either be expended or added to the principle.
- *Restricted for Loans.* The loan funds are established for the explicit purpose of providing student support as prescribed by statute or granting authority.
- *Restricted for Expendable.* These include resources the College is legally or contractually obligated to spend in accordance with restrictions imposed by third parties.
- *Unrestricted.* These represent resources derived from student tuition and fees, and sales and services of educational departments and auxiliary enterprises.

Classification of Revenues

The College has classified its revenues as either operating or non-operating revenues according to the following criteria:

Operating Revenues. This includes activities that have the characteristics of exchange transactions such as (1) student tuition and fees, net of waivers and scholarship discounts and allowances, (2) sales and services of auxiliary enterprises and (3) most federal, state and local grants and contracts.

Non-operating Revenues. This includes activities that have the characteristics of non-exchange transactions, such as gifts and contributions, state appropriations and investment income.

Scholarship Discounts and Allowances

Student tuition and fee revenues, and certain other revenues from students, are reported net of Scholarship discounts and allowances in the Statements of Revenues, Expenses and Changes in Net Position. Scholarship discounts and allowances are the difference between the stated charge for goods and services provided by the College, and the amount that is paid by students and/or third parties making payments on the students' behalf. Certain governmental grants, such as Pell grants, and other Federal, State or non-governmental programs are recorded as either operating or non-operating revenues in the College's financial statements. To the extent that revenues from such programs are used to satisfy tuition and fees and other student charges, the College has recorded a scholarship discount and allowance. Discounts and allowances for the year ending June 30, 2013 are \$29,620,283.

Table 1: Scholarship Allowances and Tuition Discounts by Campus			
Central	North	South	Total
\$ 11,269,974	\$ 6,914,041	\$ 11,436,268	\$ 29,620,283

State Appropriations

The state of Washington appropriates funds to the College on both an annual and biennial basis. These revenues are reported as non-operating revenues on the Statements of Revenues, Expenses, and Changes in Net Position, and recognized as such when the related expenses are incurred.

Operating Revenues/Expenses

Operating revenues consist of tuition and fees, grants and contracts, sales and service of educational activities and auxiliary enterprise revenues. Operating expenses include salaries, wages, fringe benefits, utilities, supplies and materials, purchased services, and depreciation. All other revenue and expenses of the College are reported as non-operating revenues and expenses including state general appropriations, Federal Pell grant revenues, investment income and interest expense.

2. Cash and Investments

Cash and cash equivalents include bank demand deposits, petty cash held at the College and unit shares in the Local Government Investment Pool (LGIP). The LGIP is comparable to a Rule 2a-7 money market fund recognized by the Securities and Exchange Commission (17 CFR 270.2a-7). Rule 2a-7 funds are limited to high quality obligations with limited maximum and average maturities, the effect of which is to minimize both the market and credit risk. The LGIP is an unrated investment pool.

As of June 30, 2013, the carrying amount of the College's cash and equivalents was \$52,069,236 as represented in the table below.

Table 2: Cash and Cash Equivalents	June 30, 2013
Petty Cash and Change Funds	\$27,445
Bank Demand and Time Deposits	\$6,123,165
Local Government Investment Pool	\$45,918,626
Total Cash and Cash Equivalents	\$52,069,236

Investments consist of investments in government bonds.

Table 3: Investment Maturities	Fair Value	One Year or Less	1 - 5 Years	6 - 10 Years	10 or More Years
Bonds	\$37,197,415	8,000,000	29,197,415		
Other					
Total Investments	\$37,197,415	8,000,000	29,197,415	0	0

Custodial Credit Risks—Deposits

Custodial credit risk for bank demand deposits is the risk that in the event of a bank failure, the College's deposits may not be returned to it. The majority of the College's demand deposits are with the Bank of America. All cash and equivalents, except for change funds and petty cash held by the College, are insured by the Federal Deposit Insurance Corporation (FDIC) or by collateral held by the Washington Public Deposit Protection Commission (PDPC).

Interest Rate Risk—Investments

The College manages its exposure to fair value losses resulting from changes in interest rates by structuring the entire portfolio time horizon. Unless matched to a specific cash flow, the college generally will not directly invest in securities maturing more than five years from the date of purchase.

Concentration of Credit Risk—Investments

State law limits College operating investments to the highest quality sectors of the domestic fixed income market and specifically excludes corporate stocks, corporate and foreign bonds, futures contracts, commodities, real estate, limited partnerships and negotiable certificates of deposit. College policy does not limit the amount the College may invest in any one issuer.

Custodial Credit Risk—Investments

Custodial credit risk for investments is the risk that in the event of the failure of the counterparty to a transaction, the College will not be able to recover the value of investment or collateral securities that are in the possession of an outside party. At June 30, 2013, \$37,197,415 of the College's operating fund investments, held by Union Bank in the bank's name as agent for the College are exposed to custodial credit risk as follows.

Table 4: Investments Exposed to Custodial Risk	Fair Value
Bonds	\$ 37,197,415
Inventories	\$ 37,197,415

Investment Expenses

Under implementation of GASB 35, investment income for the College is shown net of investment expenses. The investment expenses incurred for the fiscal year ended June 30, 2013 were \$1,526.

3. Accounts Receivable

Accounts receivable consists of tuition and fee charges to students and auxiliary enterprise services provided to students, faculty, staff, and community members. It also includes amounts due from federal, state and local governments or private sources in connection with reimbursements of allowable expenditures made according to sponsored agreements. At June 30, 2013, accounts receivable were as follows.

Table 5: Accounts Receivable	Amount
Student Tuition and Fees	\$ 1,330,384
Auxiliary Enterprises	\$ 515,300
Grants & Contracts	\$ 5,538,063
Interest Receivable	\$ 10,097
Other	\$ 353,449
Subtotal	\$ 7,747,292
Less Allowance for Uncollectible Accounts	\$ (549,637)
Accounts Receivable, net	\$ 7,197,656

4. Loans Receivable

Loans receivable as of June 30, 2013 consisted primarily of student loans, as follows.

Table 6: Loans Receivable	Amount
Loans to Students	\$ 714,684
Other Loans Receivable	\$ -
Subtotal	\$ -
Less Allowance for Uncollectible Accounts	\$ -
Loans Receivable, net	\$ 714,684

5. Inventories

Inventories, stated at cost using the retail method, consisted of the following as of June 30, 2013. Included in consumable inventories are certain raw materials used in education programs that produce finished products that can be sold to the public.

Table 7: Inventories	Amount
Consumable Inventories	\$ 89,533
Merchandise Inventories	\$ 32,526
Inventories	\$ 122,060

6. Capital Assets

A summary of the changes in capital assets for the year ended June 30, 2013 is presented as follows. The current year depreciation expense was \$5,738,262.

Table 8: Capital Assets	Beginning Balance	Additions/ Transfers	Retirements	Ending Balance
Nondepreciable capital assets				
Land	\$ 7,508,379			\$ 7,508,379
Construction in progress	36,668,755	15,978,642	(9,671,334)	42,976,063
Total nondepreciable capital assets	44,177,134	15,978,642	(9,671,334)	50,484,442
Depreciable capital assets				
Buildings	178,895,462	20,158,500		199,053,962
Other improvements and infrastructure	741,987	5,856		747,843
Equipment	28,627,376	1,869,277	(10,452)	30,486,200
Library resources	8,916,460	1,103,160		10,019,620
Subtotal depreciable capital assets	217,181,285	23,136,794	(10,452)	240,307,627
Less accumulated depreciation				
Buildings	82,056,865	4,418,282		86,475,147
Other improvements and infrastructure	741,987			741,987
Equipment	19,821,858	1,319,980		21,141,838
Library resources	9,602,001		(179,815)	9,422,186
Total accumulated depreciation	112,222,711	5,738,262	(179,815)	117,781,158
Total depreciable capital assets	104,958,574	17,398,532	169,363	122,526,468
Capital assets, net of accumulated depreciation	\$149,135,708	\$ 33,377,173	\$ (9,501,971)	\$173,010,910

7. Accounts Payable and Accrued Liabilities

At June 30, 2013, accrued liabilities are the following.

Table 9: Accounts Payable and Accrued Liabilities	Amount
Amounts Owed to Employees	\$ 2,572,733
Accounts and Short Term Loans Payable	\$ 5,239,319
Total	\$ 7,812,052

8. Unearned Revenue

Unearned revenue is comprised of receipts which have not yet met revenue recognition criteria, as follows:

Table 10: Unearned Revenue	Amount
Summer Quarter Tuition & Fees	\$ 11,680,874
Auxiliary Enterprises	\$ 206,165
Grants and Contracts	913,177
Total Unearned Revenue	\$ 12,800,216

9. Risk Management

The College, in accordance with state policy, pays unemployment claims on a pay-as-you-go basis. The college finances these costs by assessing all funds a monthly payroll expense for unemployment compensation for all employees. Payments made for claims from July 1, 2012 through June 30, 2013, were \$491,771. Cash reserves for unemployment compensation for all employees at June 30, 2013, were \$267,475.

The College purchases commercial property insurance through the master property program administered by the Department of Enterprise Services for buildings that were acquired with COP proceeds. The policy has a deductible of \$250,000 per occurrence and the policy limit is \$100,000,000 per occurrence. The college has had no claims in excess of the coverage amount within the past three years. The College assumes its potential property losses for most other buildings and contents.

The College participates in a State of Washington risk management self-insurance program, which covers its exposure to tort, general damage and vehicle claims. Premiums paid to the State are based on actuarially determined projections and include allowances for payments of both outstanding and current liabilities. Coverage is provided up to \$10,000,000 for each claim with no deductible. The college has had no claims in excess of the coverage amount within the past three years.

10. Compensated Absences

At termination of employment, employees may receive cash payments for all accumulated vacation and compensatory time. Employees who retire receive 25% of the value of their accumulated sick leave which they may receive as a cash payout or a credit to a Voluntary Employees' Beneficiary Association (VEBA) account. On a yearly basis employees who are eligible to retire are solicited to vote whether or not to participate in the VEBA program. The vote is conducted for each Employee Group (Faculty, Exempt, and Classified Employees). If the majority of the vote is yes and the employee officially retires then the 25% sick leave balance is

credited to the VEBA account, which can be used for future medical expenses and insurance purposes. If the vote is no then a cash payment is made to the employee at the time of retirement. The amounts of unpaid vacation and compensatory time accumulated by College employees are accrued when incurred. The sick leave liability is recorded as an actuarial estimate of one-fourth the total balance on the payroll records. The accrued vacation leave totaled \$4,211,269 at June 30, and accrued sick leave totaled \$4,934,992 at June 30, 2013.

Accrued annual and sick leave are categorized as non-current liabilities. Compensatory time is categorized as a current liability since it must be used before other leave.

11. Leases Payable

The College has leases for classroom space, housing for international students, and office equipment with various vendors. These leases are classified as operating leases. As of June 30, 2013, the minimum lease payments under operating leases consist of the following.

Table 11: Leases Payable	
Fiscal year	Operating Leases
2014	806,642
2015	654,848
2016	138,662
2017	33,344
2018	13,437
2019-2023	
2024-2028	
2029-2033	
2034-2038	
2039-2043	
Total minimum lease payments	1,646,933
Less Amount representing interest	
Net present value	\$ 1,646,933

12. Notes Payable

In June 2008, Seattle Central Community College obtained Financing in order to purchase the building at 1515 Broadway in Seattle through certificates of participation (COP), issued by the Washington Office of State Treasurer (OST) in the amount of \$2,801,381. The interest rate charged is 4.129%.

In June 2010, North Seattle Community College obtained financing in order to build The Opportunity Center for Employment and Education, AKA Employee Resource Center Building, through certificates of participation (COP), issued by the Washington Office of State Treasurer (OST) in the amount of \$9,375,000. The interest rate charged is 4.05%.

13. Annual Debt Service Requirements

Future debt service requirements at June 30, 2013 are as follows.

Table 12: Annual Debt Service Requirements			
Certificates of Participation			
Fiscal year	Principal	Interest	Total
2014	\$ 530,000	\$ 389,506	\$ 919,506
2015	545,000	377,094	\$ 922,094
2016	560,000	360,144	\$ 920,144
2017	580,000	342,569	\$ 922,569
2018	595,000	324,049	\$ 919,049
2019-2023	3,305,000	1,293,207	\$ 4,598,207
2024-2028	2,880,000	676,719	\$ 3,556,719
2029-2033	1,330,000	90,450	\$ 1,420,450
2034-2038	-		\$ -
2039-2043	-		
Total	10,325,000	3,853,737	14,178,737

14. Schedule of Long Term Liabilities

Table 13: Schedule of Long Term Debt

	Balance outstanding 6/30/12	Additions	Reductions	Balance outstanding 6/30/13	Current portion
Certificates of Participation	10,325,000			9,795,000	530,000
Compensated Absences	21,324,483		(12,178,222)	9,146,261	
Total	\$ 31,649,483	\$ -	\$ (12,178,222)	\$ 18,941,261	\$ 530,000

15. Pension Plans

The College offers three contributory pension plans. The Washington State Public Employees Retirement System (PERS) and Teachers Retirement System (TRS) plans are cost sharing multiple employer defined benefit pension plans administered by the State of Washington Department of Retirement Services. The State Board Retirement Plan (SBRP) is a multiple employer defined contribution plan for the faculty and exempt administrative and professional staff of the state's public community and technical colleges. The plan includes supplemental payment, when required. The plan is administered by the State Board for Community and Technical Colleges (SBCTC).

For FY2012-13, the payroll for the College's employees was \$23,231,821 for PERS, \$729,972 for TRS, and \$53,103,114 for SBRP. Total covered payroll was \$90,321,915.

PERS and TRS

Plan Descriptions. PERS Plan 1 provides retirement and disability benefits and minimum benefit increases to eligible nonacademic plan members hired prior to October 1, 1977. PERS Plans 2 and 3 provide retirement and disability benefits and a cost-of-living adjustment to eligible nonacademic plan members hired on or after October 1, 1977. Retirement benefits are vested after five years of eligible service. PERS Plan 3 has a defined contribution component that members may elect to self-direct as established by the Employee Retirement Benefits Board. PERS 3 defined benefit plan benefits are vested after an employee completes five years of eligible service.

TRS Plan 3 provides retirement benefits to certain eligible faculty hired on or after October 1, 1977. The plan includes both a defined benefit portion and a defined contribution portion. The defined benefit portion is funded by employer contributions only. Benefits are vested after an employee completes five or ten years of eligible service, depending on the employee's age and service credit, and include an annual cost-of living adjustment. The defined contribution component is fully funded by employee contributions and investment performance.

The college also has 9 faculty members with pre-existing eligibility who continue to participate in TRS 1 or 2.

The authority to establish and amend benefit provisions resides with the legislature. PERS and TRS issue publicly available financial reports that include financial statements and required supplementary information. The report may be obtained by writing to the Department of Retirement Systems, PO Box 48380, Olympia, Washington 98504-8380 or online at <http://www.drs.wa.gov/administration>.

Funding Policy. Each biennium, the state Pension Funding Council adopts PERS and TRS Plan 1 employer contribution rates, Plan 2 employer and employee contribution rates, and Plan 3 employer contribution rates. Employee contribution rates for PERS and TRS Plans 1 are established by statute. PERS 3 employees may select among six contribution rate options, ranging from 5 to 15 percent.

The required contribution rates expressed as a percentage of current year covered payroll are shown in the table below. The College and the employees made 100% of required contributions.

Contribution Rates and Required Contributions. The College's contribution rates and required contributions for the above retirement plans for the years ending June 30, 2013, 2012 and 2011 are as follows.

Table 14: Retirement Contribution Rates**Contribution Rates at June 30**

	FY2011		FY2012		FY2013	
	Employee	College	Employee	College	Employee	College
PERS						
Plan 1	6.00%	5.31%	6.00%	7.08%	6.00%	7.21%
Plan 2	3.90%	5.31%	4.64%	7.08%	4.64%	7.21%
Plan 3	5 - 15%	5.31%	5 - 15%	7.08%	5 - 15%	7.21%
TRS						
Plan 1	6.00%	6.14%	6.00%	8.04%	6.00%	8.05%
Plan 3	5-15%	6.14%	5-15%	8.04%	5-15%	8.05%

Table 15: Required Contributions**Required Contributions**

	FY2011		FY2012		FY2013	
	Employee	College	Employee	College	Employee	College
PERS						
Plan 1	\$134,125	\$151,742	\$85,638	\$102,563	\$56,076	\$69,208
Plan 2	\$988,861	\$1,481,472	\$832,957	\$1,293,029	\$839,813	\$1,305,085
Plan 3	\$199,727	\$56,319	\$253,046	\$276,256	\$275,212	\$299,548
TRS						
Plan 1	\$48,924	\$51,030	\$15,495	\$19,774	\$11,026	\$14,790
Plan 2	\$3,758	\$7,486	\$4,164	\$7,142	\$4,911	\$8,428
Plan 3	\$22,609	\$17,702	\$24,089	\$23,836	\$37,853	\$39,514

State Board Retirement Plan

Plan Description. Faculty and exempt administrative and professional staff are eligible to participate in SBRP. The Teacher's Insurance and Annuity Association (TIAA) and the College Retirement Equities Fund (CREF) are the companion organizations through which individual retirement annuities are purchased. Employees have at all times a 100% vested interest in their accumulations.

TIAA-CREF benefits are payable upon termination at the member's option unless the participant is re-employed in another institution which participates in TIAA-CREF.

The Plan has a supplemental payment component that guarantees a minimum retirement benefit goal based upon a one-time calculation at each employee's retirement date. The SBCTC makes direct payments on behalf of the College to qualifying retirees when the retirement benefit

provided by TIAA-CREF does not meet the benefit goal. Employees are eligible for a non-reduced supplemental payment after the age of 65 with ten years of full-time service.

The minimum retirement benefit goal is 2% of the average annual salary for each year of full-time service up to a maximum of 25 years. However, if the participant does not elect to make the 10% TIAA-CREF contribution after age 49, the benefit goal is 1.5% for each year of full-time service for those years the lower contribution rate is selected.

The State Board for Community and Technical Colleges is authorized to amend benefit provisions under RCW 28B.10.400. In 2011, the plan was amended to eliminate the supplemental benefit provisions for all employees hired after June 30, 2011.

Contributions. Contribution rates for the SBRP (TIAA-CREF), which are based upon age, are 5%, 7.5% or 10% of salary and are matched by the College. Employee and employer contributions for the year ended June 30, 2013 were each \$9,324,818.

The SBRP supplemental pension benefits are unfunded. For the year ended June 30, 2013, supplemental benefits were paid by the SBCTC on behalf of the College in the amount of \$33,434. In 2012, legislation (RCW 28B.10.423) was passed requiring colleges to pay into a Supplemental Benefit Fund managed by the State Investment Board, for the purpose of funding future benefit obligations. During FY 2013, the College paid into this fund at a rate of 0.25% of covered salaries, totaling \$133,911. As of June 30, 2013, the Community and Technical College system accounted for \$2,052,816 of the fund balance.

The unfunded actuarial accrued liability calculated at July 1, 2013 was \$69,213,000 under the plan's entry age normal method and is amortized over an 11 year period. The annual required contribution (ARC) is projected at \$11,041,000. The net pension obligation is the cumulative excess, if any, of the ARC over the actual benefit payments and is reported as a liability by SBCTC. The net pension obligation as of June 30, 2013 is \$54,894,190.

Washington State Deferred Compensation Program

The College, through the state of Washington, offers its employees a deferred compensation plan created under Internal Revenue Code Section 457. The plan, available to all State employees, permits individuals to defer a portion of their salary until future years. The state of Washington administers the plan on behalf of the College's employees. The deferred compensation is not available to employees until termination, retirement or unforeseeable financial emergency. The College does not have access to the funds.

Other Post-Employment Benefits

Health care and life insurance programs for employees of the state of Washington are administered by the Washington State Health Care Authority (HCA). The HCA calculates the premium amounts each year that are sufficient to fund the statewide health and life insurance programs on a pay-as-you-go basis. These costs are passed through to individual state agencies based upon active employee headcount; the agencies pay the premiums for active employees to the HCA. The agencies may also charge employees for certain higher cost options elected by the employee.

State of Washington retirees may elect coverage through state health and life insurance plans, for which they pay less than the full cost of the benefits, based on their age and other demographic factors. The health care premiums for active employees, which are paid by the agency during the employees' working careers, subsidize the "underpayments" of retirees. An additional factor in the Other Post-Employment Benefits (OPEB) obligation is a payment that is required by the State Legislature to reduce the premiums for retirees covered by Medicare (an "explicit" subsidy). This explicit subsidy is also passed through to state agencies via active employee rates charged to the agency. There is no formal state or College plan that underlies the subsidy of retiree health and life insurance.

The state of Washington funds OPEB obligations at a state-wide level on a pay-as-you-go basis. Disclosure information, as required under GASB Statement No. 45, does not exist at department levels, and as a result, the Actuarial Accrued Liability (AAL) is not available for the College. The state of Washington's Comprehensive Annual Financial Report (CAFR) includes the state's measurement and recognition of OPEB expense/expenditures, liabilities, note disclosures, and required supplementary information specified by GASB Statement No. 45. The State Actuary's report is available at: http://osa.leg.wa.gov/Actuarial_Services/OPEB/OPEB.htm

The College paid \$14,579,781 for healthcare expenses in 2013, which included its pay-as-you-go portion of the OPEB liability.

16. Operating Expenses by Program

In the Statement of Revenues, Expenses and Changes in Net Assets, operating expenses are displayed by natural classifications, such as salaries, benefits, and supplies. The table below summarizes operating expenses by program or function such as instruction, research, and academic support. The following table lists operating expenses by program for the year ending June 30, 2013.

Table 16: Expenses by Functional Classification		
Instruction	\$	77,767,913
Academic Support Services		12,186,349
Student Services		17,211,444
Institutional Support		18,027,365
Operations and Maintenance of Plant		15,044,901
Scholarships and Other Student Financial Aid		34,457,747
Student Financial Aid: Allowances and Discounts		(29,440,283)
Auxiliary enterprises		16,941,819
Depreciation		5,738,262
Total operating expenses	\$	167,935,518

17. Commitments and Contingencies

There is a class action filed against the State of Washington on behalf of certain employees alleging improper denial of healthcare benefits. Although the College has not been named as a defendant in the lawsuit, some of the class members are current or former employees of the College. Potentially, the state could assess the College with a material share of any amount paid in the event of a settlement or judgment. Due to the status of the lawsuit, the impact upon the College cannot be assessed with reasonable certainty at present.

Additionally, the College is engaged in various legal actions in the ordinary course of business. Management does not believe the ultimate outcome of these actions will have a material adverse effect on the financial statement.

The College has commitments of \$4,549,164 for various capital improvement projects that include construction and completion of new buildings and renovations of existing buildings.

18. Segment Information

For financial reporting purposes, the balances in the Siegal Center assets, liabilities and fund balance (net position) were allocated to the three colleges on a percentage of total assets basis.

Individual Colleges Statement of Net Position

*REQUIRED BY
NWCCU ACCREDITATION*

Seattle Colleges
Statement of Net Position
June 30, 2013

Assets

Current assets	Central/SVI	North	South	Total
Cash and cash equivalents	22,668,348	20,790,245	8,610,643	52,069,236
Short-term investments	3,634,527	2,176,690	2,188,782	8,000,000
Accounts Receivable	2,272,273	2,149,765	2,775,618	7,197,656
Interest Receivable	4,587	2,747	2,763	10,097
Inventories	28,941	12,238	80,880	122,060
Prepaid Expenses	257	154	155	565
Total current assets	28,608,933	25,131,840	13,658,841	67,399,614
Non-Current Assets				
Long-term investments	13,264,850	7,944,216	7,988,349	29,197,415
Student Loans Receivable	326,342	388,341	-	714,683
Capital assets, net of depreciation	75,721,991	52,740,859	44,548,060	173,010,910
Total non-current assets	89,313,184	61,073,416	52,536,409	202,923,009
Total assets	117,922,117	86,205,256	66,195,250	270,322,623

Liabilities

Current Liabilities				
Accounts Payable	837,007	396,258	818,374	2,051,640
Accrued Liabilities	1,556,120	1,905,306	1,165,176	4,626,602
Compensated absences	916	549	552	2,016
Deposits Payable	162,957	37,340	401,497	601,794
Unearned Revenue	6,465,078	4,298,184	2,036,954	12,800,216
Leases and Certificates of Participation	145,000	385,000	-	530,000
Total current liabilities	9,167,078	7,022,637	4,422,552	20,612,268
Noncurrent Liabilities				
Compensated Absences	4,360,943	2,443,683	2,341,635	9,146,261
Long-term liabilities	1,555,000	8,240,000	-	9,795,000
Total non-current liabilities	5,915,943	10,683,683	2,341,635	18,941,261
Total liabilities	15,083,021	17,706,321	6,764,187	39,553,529
Net Investments in Capital Assets	73,936,727	44,270,179	44,479,004	162,685,910
Restricted for:				
Nonexpendable	28,941	12,238	80,880	122,060
Expendable	-	-	-	-
Student Loans	326,343	388,341	-	714,683
Unrestricted	28,547,085	23,828,177	14,871,178	67,246,441
Total Net Position	102,839,096	68,498,935	59,431,062	230,769,094
Total Liabilities and Net Position	117,922,117	86,205,256	66,195,250	270,322,623

**Individual College Campus Statement of Revenues,
Expenses and Changes in Net Position**

Seattle Colleges
Statement of Revenues, Expenses and Changes in Net Position
For the Year Ended June 30, 2013

Operating Revenues	Central/SVI	North	South	Total
Student tuition and fees, net	29,774,586	16,644,517	6,290,370	52,709,472
Auxiliary enterprise sales, net	6,562,961	3,866,368	1,090,736	11,520,065
State and local grants and contracts	13,210,534	9,876,959	10,423,587	33,511,079
Federal grants and contracts	2,362,484	2,309,976	5,442,872	10,115,332
Other operating revenues	499,826	250,433	1,001,225	1,751,484
Total operating revenue	52,410,391	32,948,252	24,248,790	109,607,433
Operating Expenses				
Operating Expenses	8,605,934	2,869,759	4,000,736	15,476,428
Salaries and wages	39,135,239	25,693,229	25,430,433	90,258,901
Benefits	12,628,740	7,879,528	7,948,428	28,456,696
Scholarships and fellowships	8,775,541	3,637,767	857,571	13,270,879
Supplies and materials	2,950,358	2,249,165	2,572,651	7,772,174
Depreciation	2,056,356	1,958,045	1,723,861	5,738,262
Purchased services	1,541,341	1,583,920	367,260	3,492,521
Utilities	1,637,872	868,787	962,999	3,469,658
Total operating expenses	77,331,381	46,740,200	43,863,938	167,935,518
Operating income (loss)	(24,920,990)	(13,791,948)	(19,615,148)	(58,328,085)
Non-Operating Revenues				
State appropriations	25,712,778	14,522,640	17,175,384	57,410,802
Federal Pell grant revenue	8,691,243	3,520,823	3,349,496	15,561,562
Investment income, gains and losses	192,824	171,665	75,212	439,701
Net non-operating revenues	34,596,845	18,215,128	20,600,091	73,412,064
Non-Operating Expenses				
Interest on indebtedness	69,832	332,272	-	402,104
Net non-operating expenses	69,832	332,272	-	402,104
Income or (loss) before other revenues, expenses	9,606,023	4,090,909	984,943	14,681,876
Capital appropriations	6,185,223	10,878,145	2,811,412	19,874,779
Increase (Decrease) in net position	15,791,246	14,969,054	3,796,355	34,556,655
Net Position				
Net position, beginning of year	87,047,391	53,529,783	55,635,265	196,212,439
Net position, end of year	102,838,638	68,498,836	59,431,620	230,769,094

**Foundation Statements of Financial Position &
Statement of Activities and Changes in Net Position**

AUDITED SEPARATELY
BY OTHER AUDITORS.

FOUNDATION FOR SEATTLE COMMUNITY COLLEGES

STATEMENTS OF FINANCIAL POSITION
JUNE 30, 2013 AND 2012

	<u>ASSETS</u>	
	<u>2013</u>	<u>2012</u>
Current assets		
Cash and cash equivalents	\$ 395,897	\$ 343,502
Contributions receivable	5,000	9,948
Prepaid expenses and other assets	246	230
Total current assets	<u>401,143</u>	<u>353,680</u>
Investments	150,801	152,465
Investments held for endowment	438,554	401,528
Endowment contributions receivable	<u>50,000</u>	<u>50,000</u>
TOTAL ASSETS	<u>\$ 1,040,498</u>	<u>\$ 957,673</u>

LIABILITIES AND NET ASSETS

Current liabilities		
Accounts payable	\$ 39,087	\$ 469
Total current liabilities	<u>39,087</u>	<u>469</u>
Net assets		
Unrestricted	498,444	428,248
Temporarily restricted	142,796	97,908
Permanently restricted	<u>360,171</u>	<u>431,048</u>
Total net assets	<u>1,001,411</u>	<u>957,204</u>
TOTAL LIABILITIES AND NET ASSETS	<u>\$ 1,040,498</u>	<u>\$ 957,673</u>

FOUNDATION FOR SEATTLE COMMUNITY COLLEGES

STATEMENTS OF ACTIVITIES AND NET ASSETS
FOR THE YEARS ENDED
JUNE 30, 2013 AND 2012

	2013				2012			
	Unrestricted	Temporarily Restricted	Permanently Restricted	Total	Unrestricted	Temporarily Restricted	Permanently Restricted	Total
Revenue								
Contributions	\$ 63,122	\$ 1,229,489	\$ 52	\$ 1,292,663	\$ 76,409	\$ 1,080,345	\$ 103,477	\$ 1,260,231
Government grants	-	1,000	-	1,000	-	-	-	-
Interest	3,664	7,804	-	11,468	4,251	6,546	-	10,797
In-kind contributions	199,680	-	-	199,680	201,283	-	-	201,283
Total revenue	266,466	1,238,293	52	1,504,811	281,943	1,086,891	103,477	1,472,311
Net Assets released from restrictions	1,257,152	(1,257,152)	-	-	1,073,890	(1,073,890)	-	-
	1,523,618	(18,859)	52	1,504,811	1,355,833	13,001	103,477	1,472,311
Expenses								
Program services	1,350,126	-	-	1,350,126	1,159,083	-	-	1,159,083
Management and general	73,862	-	-	73,862	79,206	-	-	79,206
Fundraising	78,618	-	-	78,618	84,872	-	-	84,872
Total Expenses	1,502,606	-	-	1,502,606	1,323,161	-	-	1,323,161
Change in net assets before other income	21,012	(18,859)	52	2,205	32,672	13,001	103,477	149,150
Other income								
Reclassification	53,220	17,709	(70,929)	-	-	-	-	-
Realized gains (losses) on investment	-	10,532	-	10,532	-	(25,801)	-	(25,801)
Unrealized gains (losses) on investment	(4,036)	35,506	-	31,470	-	458	-	458
Total change in net assets	70,196	44,888	(70,877)	44,207	32,672	(12,342)	103,477	123,807
Net Assets, beginning of year	428,248	97,908	431,048	957,204	395,576	110,250	327,571	833,397
Net Assets, end of year	\$ 498,444	\$ 142,796	\$ 360,171	\$ 1,001,411	\$ 428,248	\$ 97,908	\$ 431,048	\$ 957,204

SEATTLE CENTRAL COMMUNITY COLLEGE FOUNDATION

STATEMENTS OF FINANCIAL POSITION

June 30, 2013 and 2012

ASSETS	2013	2012
Cash and Cash Equivalents	\$ 566,611	\$ 772,353
Receivables	47,014	71,698
Investments	8,237,837	7,215,226
Total assets	<u>\$ 8,851,462</u>	<u>\$ 8,059,277</u>
LIABILITIES AND NET ASSETS		
Liabilities		
Accounts payable	\$ 1,470	\$ 2,416
Due to the College	528,480	503,782
Total liabilities	529,950	506,198
Net Assets		
Unrestricted	272,330	145,833
Temporarily restricted	1,907,105	1,685,413
Permanently restricted	6,142,077	5,721,833
Total net assets	<u>8,321,512</u>	<u>7,553,079</u>
Total liabilities and net assets	<u>\$ 8,851,462</u>	<u>\$ 8,059,277</u>

SEATTLE CENTRAL COMMUNITY COLLEGE FOUNDATION

STATEMENTS OF ACTIVITIES

For the Years Ended June 30, 2013 and 2012

	2013				2012			
	Unrestricted	Temporarily Restricted	Permanently Restricted	Total	Unrestricted	Temporarily Restricted	Permanently Restricted	Total
Revenue								
Contributions	\$ 53,296	\$ 471,465	\$ 420,244	\$ 945,005	\$ 63,654	\$ 485,789	\$ 471,032	\$ 1,020,475
In-kind contributions	200,642	103,112		303,754	229,349	3,793,853		4,023,202
Special events revenue (including in-kind)	249,038			249,038	145,636			145,636
Special events direct costs	(69,012)			(69,012)	(55,558)			(55,558)
Investment return, net	21,979	656,919		678,898	160	92,869		93,029
Total revenue	455,943	1,231,496	420,244	2,107,683	383,241	4,372,511	471,032	5,226,784
Net assets released due to satisfaction of restrictions	1,009,804	(1,009,804)			4,667,753	(4,667,753)		
Endowment refunds and transfers						(17,812)	(48,284)	(66,096)
	1,465,747	221,692	420,244	2,107,683	5,050,994	(313,054)	422,748	5,160,688
Expenses, grants								
Scholarships and other program expenses	1,110,956			1,110,956	4,750,639			4,750,639
Fundraising	108,782			108,782	111,488			111,488
Management and general	119,512			119,512	131,846			131,846
Total expenses	1,339,250			1,339,250	4,993,973			4,993,973
Change in net assets	126,497	221,692	420,244	768,433	57,021	(313,054)	422,748	166,715
Net assets, beginning of year	145,833	1,685,413	5,721,833	7,553,079	88,812	1,998,467	5,299,085	7,386,364
Net assets, end of year	\$ 272,330	\$ 1,907,105	\$ 6,142,077	\$ 8,321,512	\$ 145,833	\$ 1,685,413	\$ 5,721,833	\$ 7,553,079

NORTH SEATTLE COMMUNITY COLLEGE EDUCATION FUND
STATEMENT OF FINANCIAL POSITION
JUNE 30, 2013

	Unrestricted	Temporarily Restricted	Permanently Restricted	Total
ASSETS				
CURRENT ASSETS				
Cash and cash equivalents	\$ 10,333	\$ -	\$ -	\$ 10,333
Interest receivable	14,777	-	-	14,777
Prepaid expenses	1,198	-	-	1,198
Pledges receivable, current	-	4,106	87,625	91,731
SCCD receivable	-	36,645	-	36,645
Investments, current	-	506,885	-	506,885
Total current assets	<u>26,308</u>	<u>547,636</u>	<u>87,625</u>	<u>661,569</u>
PLEDGES RECEIVABLE, long-term	-	-	-	-
INVESTMENTS, long-term	<u>1,423,996</u>	<u>2,097,101</u>	<u>3,365,915</u>	<u>6,887,012</u>
	<u>\$ 1,450,304</u>	<u>\$ 2,644,737</u>	<u>\$ 3,453,540</u>	<u>\$ 7,548,581</u>
LIABILITIES AND NET ASSETS				
CURRENT LIABILITIES				
Accounts payable and accrued expenses	\$ 13,236	\$ -	\$ -	\$ 13,236
Scholarships payable	43,857	-	-	43,857
College grants payable	36,372	-	-	36,372
Total current liabilities	<u>93,465</u>	<u>-</u>	<u>-</u>	<u>93,465</u>
NET ASSETS				
Undesignated	653,608	-	-	653,608
Board designated	703,231	-	-	703,231
Restricted	-	2,644,737	3,453,540	6,098,277
Total net assets	<u>1,356,839</u>	<u>2,644,737</u>	<u>3,453,540</u>	<u>7,455,116</u>
	<u>\$ 1,450,304</u>	<u>\$ 2,644,737</u>	<u>\$ 3,453,540</u>	<u>\$ 7,548,581</u>

NORTH SEATTLE COMMUNITY COLLEGE EDUCATION FUND
STATEMENT OF ACTIVITIES
YEAR ENDED JUNE 30, 2013

	Unrestricted	Temporarily Restricted	Permanently Restricted	Total
SUPPORT AND REVENUE				
Contributions	\$ 103,134	\$ 690,089	\$ 27,818	\$ 821,041
In-kind donations	216,200	-	-	216,200
Special events	-	133,116	-	133,116
Investment return	321,416	531,590	-	853,006
	<u>640,750</u>	<u>1,354,795</u>	<u>27,818</u>	<u>2,023,363</u>
Net assets released from restriction				
Release from purpose restriction	737,816	(737,816)	-	-
	<u>1,378,566</u>	<u>616,979</u>	<u>27,818</u>	<u>2,023,363</u>
EXPENSES				
Program				
Scholarships	148,272	-	-	148,272
Grants	644,731	-	-	644,731
Other	65,145	-	-	65,145
	<u>858,148</u>	<u>-</u>	<u>-</u>	<u>858,148</u>
Management and general	61,100	-	-	61,100
Fundraising	56,081	-	-	56,081
	<u>975,329</u>	<u>-</u>	<u>-</u>	<u>975,329</u>
CHANGE IN NET ASSETS	<u>403,237</u>	<u>616,979</u>	<u>27,818</u>	<u>1,048,034</u>
NET ASSETS				
Beginning of the year	<u>953,602</u>	<u>2,027,758</u>	<u>3,425,722</u>	<u>6,407,082</u>
End of the year	<u>\$ 1,356,839</u>	<u>\$ 2,644,737</u>	<u>\$ 3,453,540</u>	<u>\$ 7,455,116</u>

NORTH SEATTLE COMMUNITY COLLEGE FOUNDATION**Statements of Financial Position
June 30, 2013 and 2012**

	<u>2013</u>	<u>2012</u>
Assets		
Current Assets:		
Cash and cash equivalents	\$ 4,003,413	\$ 5,825,314
Cash held in trust accounts (Note 2)	887,643	1,085,101
Accounts receivable	22,229	30,713
Pledges receivable	132,531	144,185
Prepaid expenses	61,838	124,654
Total Current Assets	5,107,654	7,209,967
Investments (Note 4)	2,077,473	84,500
Fixed assets, net (Note 5)	34,626	39,964
Total Assets	\$ 7,219,753	\$ 7,334,431
Liabilities and Net Assets		
Current Liabilities:		
Amounts held in trust (Note 2)	\$ 887,643	\$ 1,085,101
Payable to trust accounts	8,519	12,037
Accounts payable	99,432	107,851
Accrued expenses	444,908	406,918
Deferred service fees payable (Note 7)	12,501	62,505
Total Current Liabilities	1,453,003	1,674,412
Unrestricted Net Assets (Note 9)	5,766,750	5,660,019
Total Liabilities and Net Assets	\$ 7,219,753	\$ 7,334,431

NORTH SEATTLE COMMUNITY COLLEGE FOUNDATION**Statements of Activities
For the Years Ended June 30, 2013 and 2012**

	<u>2013</u>	<u>2012</u>
Operating Revenues:		
Contributions	\$ 2,077,754	\$ 2,216,045
Interest income	37,143	61,338
Deferred service fees (Note 7)	50,004	37,495
Service fees	<u>2,457,244</u>	<u>3,186,550</u>
Total Operating Revenues	4,622,145	5,501,428
Operating Expenses:		
Program-		
Credit counseling	3,813,987	4,623,052
Grants (Note 8)	<u>250,000</u>	<u>250,000</u>
Total program expenses	4,063,987	4,873,052
Management and general	<u>446,095</u>	<u>548,232</u>
Total Operating Expenses	4,510,082	5,421,284
Total Operating Income Before Other Income, Gains, and Losses	112,063	80,144
Other Income, Gains and Losses:		
Return on investments (Note 4)	(5,932)	
Gain on sale of fixed assets	<u>600</u>	
Total Other Income, Gains and Losses	(5,332)	
Change in Net Assets	106,731	80,144
Net assets, beginning of year	<u>5,660,019</u>	<u>5,579,875</u>
Net Assets, End of Year	\$ 5,766,750	\$ 5,660,019

SOUTH SEATTLE COMMUNITY COLLEGE FOUNDATION

STATEMENTS OF FINANCIAL POSITION

December 31, 2013 and 2012

ASSETS	2013	2012
Cash and cash equivalents	\$ 728,131	\$ 427,275
Investments	13,332,124	11,048,758
Promises to give, net of allowance for uncollectible amounts	427,395	438,495
Prepaid expenses and other assets	35,228	35,574
Total assets	<u>\$ 14,522,878</u>	<u>\$ 11,950,102</u>
LIABILITIES AND NET ASSETS		
Liabilities		
Accounts payable	\$ 252,430	\$ 35,028
Fundraising event prepayments	32,785	31,125
Total liabilities	285,215	66,153
Net Assets		
Unrestricted		
Board-designated, endowments	4,840,152	3,992,270
Board-designated, programs	1,227	39,189
Undesignated	733,274	583,107
	5,574,653	4,614,566
Temporarily restricted	3,695,829	2,396,754
Permanently restricted	4,967,181	4,872,629
Total net assets	<u>14,237,663</u>	<u>11,883,949</u>
Total liabilities and net assets	<u>\$ 14,522,878</u>	<u>\$ 11,950,102</u>

SOUTH SEATTLE COMMUNITY COLLEGE FOUNDATION

STATEMENTS OF ACTIVITIES

For the Years Ended December 31, 2013 and 2012

	2013				2012			
	Unrestricted	Temporarily Restricted	Permanently Restricted	Total	Unrestricted	Temporarily Restricted	Permanently Restricted	Total
Revenue								
Contributions	\$ 95,902	\$ 618,677	\$ 94,552	\$ 809,131	\$ 65,577	\$ 459,361	\$ 57,342	\$ 582,280
Interest and dividends	75,874	62,180		138,054	79,724	61,831		141,555
Net realized/unrealized gains (losses) on investments	875,358	1,217,610		2,092,968	549,489	681,612		1,231,101
Special events, net of direct expenses of \$38,660 and \$31,490 in 2013 and 2012, respectively	147,865			147,865	128,125			128,125
In-kind contributions	136,240	1,109,739		1,245,979	130,978	50,673		181,651
Other revenue	2,910			2,910	4,530			4,530
Total revenue	1,334,149	3,008,206	94,552	4,436,907	958,423	1,253,477	57,342	2,269,242
Net assets released due to satisfaction of restrictions	1,709,131	(1,709,131)			724,169	(724,169)		
	3,043,280	1,299,075	94,552	4,436,907	1,682,592	529,308	57,342	2,269,242
Expenses								
Scholarships and other program expenses	1,917,027			1,917,027	938,618			938,618
Fundraising	92,113			92,113	91,910			91,910
Management and general	74,053			74,053	65,825			65,825
Total expenses	2,083,193			2,083,193	1,096,353			1,096,353
Change in net assets	960,087	1,299,075	94,552	2,353,714	586,239	529,308	57,342	1,172,889
Net assets, beginning of year	4,614,566	2,396,754	4,872,629	11,883,949	4,028,327	1,867,446	4,815,287	10,711,060
Net assets, end of year	\$ 5,574,653	\$ 3,695,829	\$ 4,967,181	\$ 14,237,663	\$ 4,614,566	\$ 2,396,754	\$ 4,872,629	\$ 11,883,949

See Notes to Financial Statements



**SEATTLE
COLLEGES**

Central • North • South • SVI

District VI | 206.934.3872 | Fax 206.934.3894 | Voice Relay 800.833.6388
1500 Harvard Avenue, Seattle WA 98122-3803 | www.seattlecolleges.edu

MEMORANDUM

TO: Board of Trustees

FROM: Kurt R. Buttleman

DATE: May 7, 2015

SUBJECT: Quarterly Financial Summary - Information only

Background

Seattle Community College District budgets and accounts for its funds in accordance with policies and procedures of the State of Washington Office of Financial Management (OFM) and the State Board for Community and Technical Colleges (SBCTC).

The attached Quarterly Financial Summary provides summary data for all of the campuses and the District Office. The report includes:

1. Seattle Colleges Quarterly Financial
2. Seattle College Active Grants Report
3. Seattle Colleges Major Capital Project Report

Recommendation

It is recommended that this item be received as information only.

Submitted by:

Dr. Kurt Buttleman
Vice Chancellor of Finance & Technology

Transmitted to the Board with a favorable recommendation.

Dr. Jill Wakefield
Chancellor

Quarterly Financial Report
Period Ending March 31, 2015
District Summary



Executive Overview

This quarterly report for the Seattle Colleges includes financial information from July 1, 2014 – March 31, 2015. Overall, the colleges continue to proceed conservatively in the face of decreased tuition revenue. Some key components include:

- Operating expenses are being managed within budgets.
- Tuition revenue is at \$33.9M which is 85.6% of the revised target and compares to \$32.1M and 90% for the same period in 2014. The tuition target was adjusted in the third quarter of this year to reflect the enrollment decline. The financial impact of this reduction was mitigated by the colleges through the utilization of one time funds.
- Enrollment continues to be a significant financial concern.
- There are no significant financial concerns in other funds at this time.

Financial Sustainability

In the shadow of the uncertainties caused by the enrollment decline and the State of Washington's budget situation, the Seattle Colleges continues to manage its budget conservatively and effectively.

- Operating Budget Expenses are below target level and are being managed at the department level.
- Tuition Revenue continues to be below target due to soft enrollment. Adjustments were made to the tuition target and allocation to reflect this.
- At 5.9%, total reserves are within the 5-10% policy requirement.
- Local funding sources remain a diversified source of revenue, however the colleges are increasingly reliant on these sources as tuition revenue declines (i.e., International Student Tuition).
- Cash balances are strong in large revenue budgets such as International Students and Grants & Contracts.
- Self-support programs continue to run positive cash balances.
- Retail and other fund balances remain in positive cash positions. Food service continues to be an area of financial concern particularly at North Seattle College.

Operating Budget (State Funding, Tuition, and Indirect Cost Recoveries)

- Year to Date operating budget expenditures of \$82.6M are at 65.7% of the operating budget compared to 65.0% last year.
- Labor (salary and benefit) costs are at 69.5% of the annual budget and remain fairly consistent with last year.

Seattle Colleges Financial Summary for period ending March 31, 2015

- Expenditures in Goods & Services (aka Non-Labor expenses) are also in close alignment with last year. The expenditures total of \$11.9M through this March compares to \$11.4M last year.

Grants & Contracts

- International Student program revenue totaled \$24.6M through this reporting period. This compares to \$19.3M through March, 2014.
- Grants continue to be a strong funding opportunity for the SCC with an active balance of \$41.7M at the current time. This is the multi-year grant total of all active grants. See the Active Grants report for more detail.

Fund Reporting

Non-operating funds are displayed in a balance sheet and income statement format.

- Fund 522, Associated Students revenue is \$3.2M which is down from \$3.6M and reflects our lower enrollment this year.
- Fund 569, Food Service loss is (\$135K) on revenues of \$1.6M. Last year at this time the loss was \$(141) on revenues of \$1.6M. The cash balance in this fund is currently (\$437K).
- Fund 570, Auxiliary Enterprise revenue increased by \$500K compared to the previous year. The revenue of \$10.8M is greater than the year-to-date expenses of \$8.0M and contributes to the bottom line. The cash balance is also up at \$16.1M this year, compared to \$14.3M last year due to lower expenses at this point in the year. This fund is comprised of Intensive English Program Revenue, Rental income and other Auxiliary revenues.

Reserves

- Per Seattle Colleges Policy 608, the Colleges and the District Office continue to maintain accounts as required. Total reserve for the District is \$12.2M and 5.9% of the aggregate total of the annual budget.


District Summary, as of 3/31/2015

Operating Budget Analysis

Operating Budget Program Roll-up

Program	FY Budget	% of Budget	YTD Expense	Balance	% of Spend
Instruction	\$61,020,330	48.4 %	\$41,043,481	\$19,976,849	67.3%
Reserve	\$4,506,519	3.7 %		\$4,506,519	0.0%
IT / Instructional Support	\$10,677,724	8.5 %	\$7,292,382	\$3,385,342	68.3%
Library	\$2,436,823	1.9 %	\$1,726,728	\$710,095	70.9%
Student Services	\$11,469,632	9.1 %	\$7,625,785	\$3,843,847	66.5%
Institutional Support	\$22,426,428	17.8 %	\$14,875,218	\$7,551,210	66.3%
Plant Operations	\$13,349,815	10.6 %	\$10,089,456	\$3,260,359	75.6%
Total	\$125,887,271	100.0 %	\$82,653,050	\$43,234,221	65.7%

YTD Operating Expenses



Operating Budget Analysis by Category

Category	FY Budget	YTD Expense	Balance	% of Spend
Full-Time Faculty	\$18,636,622	\$11,453,653	\$7,182,969	61.5%
Faculty Stipends	\$1,273,377	\$886,974	\$386,403	69.7%
Part-Time / Pro Rata Faculty	\$22,590,246	\$16,849,443	\$5,740,803	74.6%
Classified	\$16,600,598	\$11,447,805	\$5,152,793	69.0%
Exempt	\$16,518,730	\$11,244,423	\$5,274,307	68.1%
Overtime	\$29,442	\$87,168	(\$57,726)	296.1%
Hourly, Students & Others	\$2,069,843	\$2,335,438	(\$265,595)	112.8%
Benefits	\$24,131,070	\$16,484,518	\$7,646,552	68.3%
Sub Total Labor Costs	\$101,849,928	\$70,789,421	\$31,060,507	69.5%
Goods & Services	\$16,651,831	\$8,117,398	\$8,534,433	48.7%
Travel	\$370,541	\$242,162	\$128,379	65.4%
Equipment	\$1,724,089	\$1,339,838	\$384,251	77.7%
Client Services	\$4,997,495	\$1,954,380	\$3,043,115	39.1%
Personal Services	\$394,022	\$209,851	\$184,171	53.3%
Sub Total Non-Labor Expenses	\$24,137,978	\$11,863,629	\$12,274,349	49.1%
Total	\$125,887,271	\$82,653,050	\$43,234,221	65.7%
Offsets such as indirect cost, program recoveries and	(\$16,258,215)	(\$8,169,276)	(\$8,088,939)	50.2%
Total (Net)	\$109,729,691	\$74,483,774	\$35,245,917	67.9%

Prior Year Expense Analysis

Sub-Object	Current YTD	Prior YTD	Difference	% Change
Labor	\$70,789,421	\$68,038,095	\$2,751,326	4.0%
Non-Labor	\$11,863,629	\$11,370,588	\$493,041	4.3%
Total FMS	\$82,653,050	\$79,408,683	\$3,244,367	4.1%

Seattle Colleges Quarterly Financial Summary




District Summary, as of 3/31/2015

Revenue

Tuition Revenue Collection

Campus	Revised Target*	Collected	% of Annual Target	PY End Actual Revenue
District	\$33,901,351	\$29,003,072	85.6 %	\$41,175,982



Indirect & Program Cost Recovery (not including transfers)

Revenue Source	FY Target	Collected	% of Target	Prior Year
Indirect (All Programs)	\$1,197,528	\$749,911	62.60%	\$761,739
Program Cost Recovery	\$12,587,096	\$5,934,679	47.10%	\$7,592,620
Total	\$13,784,624	\$6,684,590	48.50%	\$8,354,359

Other Revenue

Revenue Source	FY Target	Collected	% of Target	Prior Year
Intensive English	\$7,263,056	\$11,662,353	160.6 %	\$9,131,289
International Program	\$17,986,932	\$24,580,187	136.7 %	\$19,281,520
Running Start	\$2,480,000	\$2,251,307	90.8 %	\$1,792,948
Total	\$27,729,988	\$38,493,847	138.8 %	\$30,205,757

Reserve Status

Unrestricted Reserves

Title	Fund	Cash Balance	% of Total
Grants and Contracts	145	\$4,474,619	
Local Reserve	148	\$484,000	
Operating Reserve	149	\$5,750,000	
Associated Students Reserve	522	\$40,000	
Parking Reserve	528	\$500,000	
Fund 570 Reserve	570	\$965,079	
Total		\$12,213,697	5.9 %
Total District Budget		\$205,981,017	

Bookstore Inventory Reserves

Title	Fund	Cash Balance	% of Total
Total - All Campuses		\$1,670,627	1.2 %

* Tuition target adjusted due to enrollment decline.

Seattle Colleges Quarterly Financial Summary

District Summary, as of 3/31/2015

Financial Statements by Fund

Local Funds - Fund 148 (Student Fees, Retail Revenue, Other Operations such as Phone, etc)

Balance Sheet	YTD	Prior Year-End
Assets		
Cash	\$ 13,964,794	\$ 13,148,075
Accounts Receivable	\$ 160,126	\$ 253,303
Inventory	\$ 38,982	\$ 38,982
Total Assets	\$ 14,163,902	\$ 13,440,360
Liabilities & Equity		
Accounts Payable	\$ 622,632	\$ 1,492,420
Total Liabilities	\$ 622,632	\$ 1,492,420
Equity		
Accumulated Earnings	\$ 11,945,285	\$ 10,679,411
Gain/Loss	\$ 1,595,984	\$ 1,268,529
Total Equity	\$ 13,541,269	\$ 11,947,940
Total Liabilities & Equity	\$ 14,163,901	\$ 13,440,360

Income Statement	YTD	Prior Year-End
Revenue	\$ 8,210,618	\$ 10,238,275
Expenses		
Labor & Benefits	\$ 3,731,839	\$ 4,771,416
Goods & Services	\$ 1,671,009	\$ 2,568,706
Other Expenses	\$ 1,211,786	\$ 1,629,623
Total Expenses	\$ 6,614,634	\$ 8,969,746
Gain/Loss	\$ 1,595,984	\$ 1,268,529

Associated Students - Fund 522

Balance Sheet	YTD	Prior Year-End
Assets		
Cash	\$ 6,624,183	\$ 5,894,531
Accounts Receivable	\$ 530	\$ 1,439
Fixed Assets	\$ 258,160	\$ 263,584
Accum. Depreciation	(\$ 123,878)	(\$ 116,909)
Total Assets	\$ 6,758,994	\$ 6,042,645
Liabilities & Equity		
Accounts Payable	\$ 253,743	\$ 269,680
Long-Term Liabilities	\$ 114,393	\$ 114,393
Total Liabilities	\$ 368,136	\$ 384,073
Equity		
Accumulated Earnings	\$ 5,650,958	\$ 4,697,289
Gain/Loss	\$ 739,900	\$ 961,282
Total Equity	\$ 6,390,858	\$ 5,658,571
Total Liabilities & Equity	\$ 6,758,994	\$ 6,042,644

Income Statement	YTD	Prior Year-End
Revenue	\$ 3,231,379	\$ 4,357,201
Expenses		
Labor & Benefits	\$ 1,850,454	\$ 2,424,680
Goods & Services	\$ 191,482	\$ 328,145
Other Expenses	\$ 449,543	\$ 643,094
Total Expenses	\$ 2,491,479	\$ 3,395,919
Gain/Loss	\$ 739,900	\$ 961,282

Seattle Colleges Quarterly Financial Summary

District Summary, as of 3/31/2015

Financial Statements by Fund

Bookstore - Fund 524

Balance Sheet	YTD	Prior Year-End
Assets		
Cash	\$ 3,936,705	\$ 2,670,832
Accounts Receivable	\$ 78,081	\$ 1,168,084
Total Assets	\$ 4,014,786	\$ 3,838,916
Liabilities & Equity		
Accounts Payable	\$ 114,008	\$ 134,260
Total Liabilities	\$ 114,008	\$ 134,260
Equity		
Accumulated Earnings	\$ 3,711,053	\$ 3,464,329
Gain/Loss	\$ 189,726	\$ 240,327
Total Equity	\$ 3,900,779	\$ 3,704,656
Total Liabilities & Equity	\$ 4,014,787	\$ 3,838,916

Income Statement	YTD	Prior Year-End
Revenue	\$ 790,544	\$ 1,238,740
Expenses		
Labor & Benefits	\$ 4,682	\$ 0
Goods & Services	\$ 542,464	\$ 906,272
Other Expenses	\$ 53,672	\$ 92,142
Total Expenses	\$ 600,818	\$ 998,413
Gain/Loss	\$ 189,726	\$ 240,327

Parking - Fund 528

Balance Sheet	YTD	Prior Year-End
Assets		
Cash	\$ 2,169,913	\$ 2,256,138
Accounts Receivable	\$ 31,181	\$ 47,700
Prepaid Expenses	\$ 0	\$ 188
Fixed Assets	\$ 4,085,321	\$ 4,085,321
Accum. Depreciation	(\$ 3,934,334)	(\$ 3,921,275)
Total Assets	\$ 2,352,081	\$ 2,468,072

Income Statement	YTD	Prior Year-End
Revenue	\$ 2,023,979	\$ 2,693,161
Expenses		
Labor & Benefits	\$ 436,990	\$ 588,067
Goods & Services	\$ 1,586,959	\$ 1,878,095
Other Expenses	\$ 12,161	\$ 16,058
Total Expenses	\$ 2,036,109	\$ 2,482,221
Gain/Loss	(\$ 12,130)	\$ 210,940

Accounts Payable	\$ 22,287	\$ 120,429
Long-Term Liabilities	\$ 38,428	\$ 38,428
Total Liabilities	\$ 60,715	\$ 158,857
Equity		
Accumulated Earnings	\$ 2,303,497	\$ 2,098,274
Gain/Loss	(\$ 12,130)	\$ 210,940
Total Equity	\$ 2,291,367	\$ 2,309,214
Total Liabilities & Equity	\$ 2,352,082	\$ 2,468,071

Seattle Colleges Quarterly Financial Summary

District Summary, as of 3/31/2015

Financial Statements by Fund

Food Service - Fund 569

Balance Sheet	YTD	Prior Year-End
Assets		
Cash	(\$ 437,105)	\$ 51,855
Accounts Receivable	\$ 55,145	\$ 35,055
Inventory	\$ 15,294	\$ 15,294
Fixed Assets	\$ 237,603	\$ 237,603
Accum. Depreciation	(\$ 129,821)	(\$ 107,165)
Total Assets	(\$ 258,883)	\$ 232,642
Liabilities & Equity		
Accounts Payable	\$ 46,913	\$ 390,840
Long-Term Liabilities	\$ 68,034	\$ 68,034
Total Liabilities	\$ 114,947	\$ 458,874
Equity		
Accumulated Earnings	(\$ 239,120)	(\$ 320,679)
Gain/Loss	(\$ 134,711)	\$ 94,447
Total Equity	(\$ 373,831)	(\$ 226,232)
Total Liabilities & Equity	(\$ 258,884)	\$ 232,642

Income Statement	YTD	Prior Year-End
Revenue	\$ 1,594,556	\$ 2,514,795
Expenses		
Labor & Benefits	\$ 916,439	\$ 1,259,966
Goods & Services	\$ 73,323	\$ 1,141,347
Other Expenses	\$ 739,505	\$ 19,035
Total Expenses	\$ 1,729,267	\$ 2,420,348
Gain/Loss	(\$ 134,711)	\$ 94,447

Auxiliary Enterprises - Fund 570

Balance Sheet	YTD	Prior Year-End
Assets		
Cash	\$ 16,154,357	\$ 14,978,731
Accounts Receivable	\$ 1,772,105	\$ 1,789,793
Fixed Assets	\$ 815,437	\$ 815,437
Accum. Depreciation	(\$ 484,127)	(\$ 464,974)
Total Assets	\$ 18,257,772	\$ 17,118,987
Liabilities & Equity		
Accounts Payable	\$ 489,240	\$ 2,104,930
Long-Term Liabilities	\$ 494,585	\$ 494,585
Total Liabilities	\$ 983,825	\$ 2,599,515
Equity		
Accumulated Earnings	\$ 14,499,297	\$ 12,738,026
Gain/Loss	\$ 2,774,649	\$ 1,781,445
Total Equity	\$ 17,273,946	\$ 14,519,471
Total Liabilities & Equity	\$ 18,257,771	\$ 17,118,986

Income Statement	YTD	Prior Year-End
Revenue	\$ 10,800,045	\$ 11,700,093
Expenses		
Labor & Benefits	\$ 6,395,573	\$ 7,182,686
Goods & Services	\$ 788,746	\$ 1,582,071
Other Expenses	\$ 841,077	\$ 1,153,891
Total Expenses	\$ 8,025,396	\$ 9,918,648
Gain/Loss	\$ 2,774,649	\$ 1,781,445

Seattle Colleges Quarterly Financial Summary



District Summary, as of 3/31/2015

Financial Statements by Fund

Student Housing - Fund 573

Balance Sheet	YTD	Prior Year-End
Assets		
Cash	\$ 440,764	\$ 395,285
Total Assets	\$ 440,764	\$ 395,285
Liabilities & Equity		
Accounts Payable	\$ 71,290	\$ 89,459
Total Liabilities	\$ 71,290	\$ 89,459
Equity		
Accumulated Earnings	\$ 305,826	\$ 275,836
Gain/Loss	\$ 63,648	\$ 29,991
Total Equity	\$ 369,474	\$ 305,827
Total Liabilities & Equity	\$ 440,764	\$ 395,286

Income Statement	YTD	Prior Year-End
Revenue	\$ 557,770	\$ 693,523
Expenses		
Labor & Benefits	\$ 0	\$ 0
Goods & Services	\$ 494,122	\$ 662,367
Other Expenses	\$ 0	\$ 1,166
Total Expenses	\$ 494,122	\$ 663,532
Gain/Loss	\$ 63,648	\$ 29,991

Agency - Fund 840

Balance Sheet	YTD	Prior Year-End
Assets		
Cash	\$ 3,903,790	\$ 5,200,581
Accounts Receivable	\$ 1,484,694	\$ 4,143,609
Total Assets	\$ 5,388,485	\$ 9,344,190
Liabilities & Equity		
Accounts Payable	\$ 2,073,464	\$ 7,111,256
Total Liabilities	\$ 2,073,464	\$ 7,111,256
Equity		
Accumulated Earnings	\$ 2,169,090	\$ 2,087,050
Gain/Loss	\$ 1,145,931	\$ 145,883
Total Equity	\$ 3,315,021	\$ 2,232,933
Total Liabilities & Equity	\$ 5,388,485	\$ 9,344,189

Income Statement	YTD	Prior Year-End
Revenue	\$ 1,381,853	\$ 714,885
Expenses		
Labor & Benefits	\$ 0	\$ 0
Goods & Services	\$ 82,655	\$ 219,841
Other Expenses	\$ 153,267	\$ 349,161
Total Expenses	\$ 235,922	\$ 569,002
Gain/Loss	\$ 1,145,931	\$ 145,883

Printing/Motor Pool - Fund 448

Balance Sheet	YTD	Prior Year-End
Assets		
Cash	\$ 200,450	\$ 178,921
Fixed Assets	\$ 66,047	\$ 66,047
Accum. Depreciation	(\$ 66,047)	(\$ 66,047)
Total Assets	\$ 200,450	\$ 178,921
Liabilities & Equity		
Accounts Payable	\$ 6,271	\$ 15,861
Long-Term Liabilities	\$ 17,579	\$ 17,579
Total Liabilities	\$ 23,850	\$ 33,440
Equity		
Accumulated Earnings	\$ 145,489	\$ 93,700
Gain/Loss	\$ 31,111	\$ 51,781
Total Equity	\$ 176,600	\$ 145,481
Total Liabilities & Equity	\$ 200,450	\$ 178,921

Income Statement	YTD	Prior Year-End
Revenue	\$ 171,275	\$ 309,388
Expenses		
Labor & Benefits	\$ 115,337	\$ 151,989
Goods & Services	\$ 24,827	\$ 105,618
Other Expenses	\$ 0	\$ 0
Total Expenses	\$ 140,164	\$ 257,607
Gain/Loss	\$ 31,111	\$ 51,781

Seattle Colleges

Active Grants Report as of March 31, 2015

Campus: DISTRICT,CENTRAL,NORTH,SOUTH,SVI

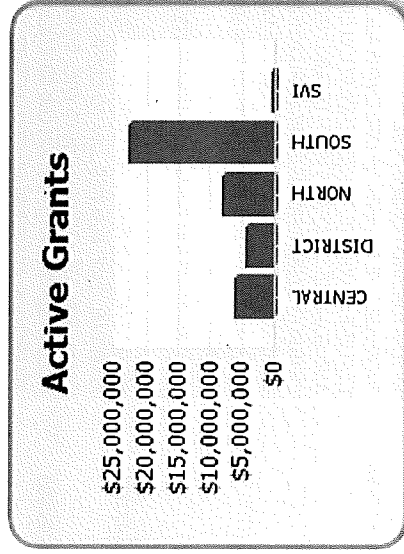
Date 7/1/2014 - 6/30/2015

SUMMARY

The Seattle Colleges have supplemented the decreased funding from the State by applying for and receiving grants from several types of funders.

These grants total over \$41M in active grants and come with rules, reporting, and other resource investments.

Currently the National Science Foundation, Department of Education, and Gates Student Success Grants are among the largest funders.



Campus	Grantor	ORG	Grant Title	Start Date	End Date	Award Budget	% of Indirect	Fed Cat Num	Grant Description
	WA STATE COMM. & TECH. COLLEGE	1A70	START NEXT QUARTER	7/1/2014	6/30/2019	\$41,000	7%		A WORKFORCE STUDENT FUNDING IDENTIFICATION ONLINE TOOL DEVELOPED BY SEATTLE COLLEGE DISTRICT AND PARTNERED WITH OTHER COMMUNITY AND TECHNICAL COLLEGES IN THE STATE.
	BILL & MELINDA GATES FNDTN	1BMG	PATH2COMPLETN-SCCD	1/1/2012	6/30/2015	\$2,999,207	0%		A THREE PHASE DISTRICT-WIDE COLLECTIVE. STUDENT FOCUSED AND SYSTEM FOCUSED TO INCREASE STUDENT RETENTION AND COMPLETION.
	VARIOUS STATE AGENCIES	1CCT	CUSTOMIZED CONTR TRN	7/1/2014	6/30/2019	\$180,000	0%		CUSTOMIZED TRAINING THROUGH PARTNERSHIPS WITH STATE AGENCIES.
	SBCTC #132-JSP-14BP	1JS2	14SB JOB SKILLS BP	8/29/2013	6/30/2015	\$0	0%		JOB SKILLS PROGRAM (JSP) IS TO PROVIDE TRAINING AND EMPLOYMENT TO THOSE AT RISK OF LOSING THEIR JOBS DUE TO THIS GRANT IS TO PROVIDE FILSON, A MANUFACTURER OF OUTERWEAR AND ACCES SOCIES WITH LEAN PRINCIPLES AND LEAN TRAINING FOR PART WORKS.
	SBCTC #132-JSP-14FS	1JS3	14SB JOB SKILLS FS	1/15/2014	6/30/2015	\$0	0%		
	SBCTC #106-JSP-15TPW	1JS4	15SB JOB SKILLS	12/23/2014	6/30/2015	\$38,880	0%		
	SB GRANT #132-JSP-15QM	1JSP	15SB JSP-15QM	8/5/2014	6/30/2015	\$57,523	0%		TO IMPLEMENT THE FINAL PHASE INTEGRATING A 4-WEEK KAIZEN TRAINING FROM IMPACT WASHINGTON WITH BUSINESS COMPUTER SKILLS TRAINING.
	OFFICE OF ECONOMIC DEVELOPMENT	1OED	15OED PATHWAY/CAREER	6/1/2014	6/1/2015	\$50,000	0%		CONTINUING DEVELOPMENT & IMPLEMENTATION OF PATHWAYS TO CAREERS STRATEGIES.

Campus	Grantor	ORG	Grant Title	Start Date	End Date	Award Budget	% of Indirect	Fed Cat Num	Grant Description
	NSF AWARD #OCE-1358835	1REU	NSF MARINE RES/STEM	4/1/2014	7/31/2017	\$288,717	30%	47.050	TO HOST AN REU (RESEARCH EXPERIENCES FOR UNDERGRADUATES) SITE FOR MARI NE SCIENCE RESEARCH IN PUGET SOUND FOR COMMUNITY COLLEGE STEM STUDENTS IN PARTNERSHIP WITH THE OCEAN INQUIRY PROJECT.
	SEATTLE COLLEGE FNDTN (CHASE)	1SHA	SEATTLE HOUSING AUTH	9/8/2014	9/7/2015	\$275,000	0%		TO DEVELOP & DELIVER A SERIES OF INNOVATIVE, CREDIT-BEARING ORIENTATIONS FOR SEATTLE HOUSING AUTHORITY RESIDENTS AS PART OF AN ECONOMIC SELF-SUFFICIENCY PLAN.
	WALMART/LEAGUE FOR INNOVATION	1WAL	WALMART BF 2.0	9/1/2013	6/30/2015	\$233,333	0%		THE COLLEGES RECEIVED A FIRST ROUND OF FUNDING FOR WALMART 1.0 IN 2009, WHICH PROVIDED SCHOLARSHIPS FOR LOW-INCOME STUDENTS, AND ENABLED THE LAUNCH OF START NEXT QUARTER. THE WALMART BRIGHTER FUTURES 2.0 PROJECT WILL BUILD UPON THESE SUCCESSSES. BY FOCUSING ON TWO HIGH-DEMAND INDUSTRIES WITH CLEAR PATHWAYS FOR CAREER ADVANCEMENT: MANUFACTURING AND ALLIED TO PROVIDE CAREER NAVIGATION TO OPPORTUNITY WEEK PARTICIPANTS AS PART OF SCD'S WORKFORCE OPPORTUNITY SYSTEM INITIATIVE. INDIRECT COSTS OF \$10,800.
	WORKFORCE SNOHOMISH	1WOS	WF OPPORTUNITY SYST.	1/1/2015	12/31/2015	\$114,000	0%		
TOTAL - DISTRICT						\$4,277,660			
	HECB	201P	HECB PASSPRT INCENTV	11/8/2008	6/30/2016	\$0	0%		TO COVER FOR ADMIN COST RELATING TO THE HECB PASSPORT TO COLLEGE PROMO ISE PROGRAM.
	BILL & MELINDA GATES FNDTN	2BMG	PATH2COMPLETN-CSCC	1/1/2012	6/30/2015	\$0	0%		A THREE PHASE DISTRICT-WIDE COLLECTIVE. STUDENT FOCUSED AND SYSTEM FOCUSED TO INCREASE STUDENT RETENTION AND COMPLETION.
	DOE# P042A100749	2C42	10-14 TRIO SSS	9/1/2010	8/31/2015	\$2,323,683	8%	84.042A	INCREASE THE NUMBER OF DISADVANTAGED LOW-INCOME COLLEGE STUDENTS, FIRST GENERATION COLLEGE STUDENTS AND COLLEGE STUDENTS WITH DISABILITIES IN THE US.
	CLIENT PRIVATE PAY/EMPL. SVCS.	2C44	MAINSTAY PRIVATE PAY	12/10/2011	12/30/2015	\$14,000	0%		MAINSTAY CLIENT PRIVATE PAY EMPLOYMENT SERVICES; DEVELOPMENT, JOB COACHING, AND JOB RETENTION.
	SCCC FOUNDATION	2C45	BAS PGM CONTR-FNDTN	11/10/2010	11/10/2015	\$2,000	0%		SCCC FOUNDATION CONBTIBUTION FOR BAS PROGRAM MINI GRANT.
	SCCC FOUNDATION	2C50	DISABILITY SUPPT SVC	4/1/2011	12/31/2015	\$2,375	0%		SCCC FOUNDATION FUNDS FOR DISABILITY SUPPORT SERVICES.
	UW#677551	2C55	UW MESA STEM	7/1/2009	6/30/2015	\$158,493	15%	47.076	PI IS WENDY ROCKHILL. NO CHANGE OF PI W/O UW-OSP APPROVAL.CSCC ASSURES UW TO COMPLY WITH OMB A-133 & ANY DISALLOWED COSTS WILL BE REFUNDED TO COLLABORATIVE PROJ BETWN UW-BIOENGR DEPT & SCCC TO PROVIDE ACADEMIC OP PTY(LECTURE,LAB EXP,EDUC COUNSEL) & MENTORED RESCH EXP. STUDENTS WILL GAIN CENTRAL FOUNDATION AWARDED A GRANT TO SUPPORT THE ESTABLISHMENT OF THE WRITING CENTER.
	UW#681978	2C58	SUBCONTRACT - B3	2/10/2010	1/31/2015	\$265,459	8%	93.859	DW INITIATIVE TO PREPARE STUDENTS FOR THE COMPASS EXAM TEST.
	CENTRAL FOUNDATION	2C59	WRITING CENTER	6/11/2011	12/31/2015	\$1,000	0%		
	FOUNDATION & OTHERS	2CMP	DW COMPASS PREP INIT	8/1/2011	12/31/2015	\$33,000	0%		
	SBCTC #131-EAOG-15	2EA2	15SB EARLY ACH OPROR	7/1/2014	6/30/2015	\$24,900	5%	93.575	THE EARLY ACHIEVERS OPPORTUNITY GRANT PROVIDES EARLY LEARNING PROFESSIONALS WHO WORK AT A CHILD CARE FACILITY THAT PARTICIPATES IN EARLY ACHIEVERS.
	KING CO DEPT OF ADULT/JUV DET	2K01	14 KING CO DEPT/DET	7/1/2013	6/30/2015	\$97,479	0%		SCCC TO PROVIDE INSTRUCTORS A MINIMUM 20 HOURS A WEEK OF ADULT EDUCATION INSTRUCTION DURING FY2014 TO DAJD INMATES.

Campus	Grantor	ORG	Grant Title	Start Date	End Date	Award Budget	% of Indirect	Fed Cat Num	Grant Description
	WORKFORCE DEV COUNCIL/SEATTLE	2K05	14 WDC CERT NURSING	4/1/2014	9/29/2015	\$129,920	40%	93.093	WILL PROVIDE COHORT-BASED TRAINING AND COLLEGE-BASED NAVIGATION SUPPORT FOR WIA YOUTH.
	SBCTC AWARD 131-FLCA-15	2K06	15SB FACULTY LRN COM	7/1/2014	6/30/2015	\$4,961	0%		TO PROVIDE FACULTY WITH PROFESSIONAL DEVELOPMENT OPPORTUNITIES BY COORDINATING ON-SITE FACULTY LEARNING COMMUNITIES. THE LEARNING COMMUNITIES WILL DIGITAL LITERACY AS A METALITERACY: ENGAGING COLLEGE FACULTY TO INCLUDE IN THEIR CURRICULA DIGITAL LITERACY - A COMPLEX SET OF SKILLS THAT INVOLVES USING TOOLS AND PERKINS FUNDS ARE INTENDED TO SUPPLEMENT STATE FUNDING IN SUPPORT OF ELIGIBLE STUDENTS AND QUALIFYING CAREER AND TECHNICAL PROGRAMS. BIT, IT AND APPLICATIONS TO COVER FOR SALARIES, BENEFITS AND TRAVEL RELATING TO KING-COUNTY MUL TI-CAMPUS NETWORK. GOAL OF GRANT IS TO EXPAND COLLEGE AND CAREER PATH WAYS FOR FOSTER WORKFIRST IS WASHINGTON STATE'S WELFARE REFORM PROGRAM THAT HELPS PEOPLE IN LOW-INCOME FAMILIES FIND JOBS, KEEP THEIR JOBS, FIND BETTER JOBS AND BECOME SELF-WORKFIRST IS WASHINGTON STATE'S WELFARE REFORM PROGRAM THAT HELPS PEOPLE IN LOW-INCOME FAMILIES FIND JOBS, KEEP THEIR JOBS, FIND BETTER JOBS AND BECOME SELF-SUPPORT BUDGET WITHIN CONTINUING EDUCATION DIRECTLY CONNECTED TO BUSINESS AND PROFESSIONAL COURSES AS WELL AS CONTRACT TRAINING.
	WA STATE LIBRARY G 4804	2L37	DIGITAL LITERACY	7/14/2014	8/14/2015	\$7,450	0%	45.310	THE GOAL OF MAINSTAY IS TO MATCH INDIVIDUALS WITH VARYING CAPABILITIES AND BACKGROUNDS TO EMPLOYERS' NEEDS AND TO ASSIST AND SUPPORT PEOPLE WITH BASIC FOOD EMPLOYMENT AND TRAINING INDIRECT RATE 5% ON SALARIES ONLY - MAX IS \$6,625.62 THE BASIC FOOD, EMPLOYMENT AND TRAINING PROGRAM (BFET) PROVIDES TO PROVIDE CERTAIN FUNDING FOR A PROJECT OR PROGRAM DESIGNED TO ENHANCE ACCESS TO POSTSECONDARY EDUCATION AND/OR ENCOURAGE POSTSECONDARY DEGREE TO SUPPORT LOCAL INSTITUTIONAL EXPENDITURES INCLUDING SALARIES
	SBCTC #131-PLB-15	2L38	15SB PERKINS BLOCK	11/5/2014	6/30/2015	\$16,000	0%	84.048	TO COVER SALARY EXPENDITURES FOR FACULTY TO DEVELOP ESL CURRICULUM STIPEND FOR ONE PT FAULTCTY TO SUPPORT CONTEXTUALIZED INSTRUCTION
	UNIVERSITY OF WASHINGTON	2L91	14KC FOSTER YOUTH	1/1/2014	12/31/2015	\$30,877	0%		THE CONSORTIUM TO PROMOTE REFLECTION IN ENGINEERING EDUCATION (CPREE) WILL ADDRESS THE NEED FOR A BROADER UNDERSTANDING AND USE OF REFLECTION IN ENGINEERING INTEGRATED DIGITAL ENGLISH ACCELERATION (I-DEA) GRANT.
	SBCTC #131-WFDA-15	2L95	15SB WF-ADMIN	7/1/2014	6/30/2015	\$23,153	5%	93.558	CONTRACT WITH UNIVERSITY OF WA AND EDMONDS COMMUNITY COLLEGE. PROJECT PERIOD IS 08/15/12 THROUGH 07/31/15. HOWEVER, FUNDING IS GUARANTEED THROUGH \$1.2 MIL OVER 5-YRS FOR STUDENT SUPPORT STRUCTURE, PROJECT MGMT, AND SCHOLARSHIPS TO APPROX 170 TALENTED LOW-INCOME STUDENTS PURSUING OR TRANSFER ASSOCIATE \$2.0 MIL OVER 5-YEARS TO INCREASE STEM STUDENTS INTO SUCCESSFULLY TRANSFERRING TO BACCALAUREATE INSTITUTIONS BY RECRUITMENT; SUPPORT READY STUDENTS,
	SBCTC #131-WFDA-15	2L96	15SB WF-BASIC & GED	7/1/2014	6/30/2015	\$4,000	5%	93.558	
	VARIOUS	2M02	CONTRACT CLASSES/CE	7/1/2002	6/30/2015	\$0	0%		
	CENTRAL FOUNDATION	2M30	MAINSTAY FOUNDATION	5/1/2012	12/30/2015	\$0	0%		
	STATE BOARD FOR COMM & TECH CO	2M31	14SB BFET	10/1/2014	9/30/2015	\$451,460	1%	10.561	
	COLLEGE SPARK	2M39	14 COLLEGE SPARK/FND	7/1/2013	12/31/2017	\$26,723	0%		
		2N14	IEP INSTL SUPPORT	7/1/2014	6/30/2015	\$0	0%		
	SBCT #131-ALB-15	2N58	15 ABE LDRSHP BLOCK	7/1/2014	6/30/2015	\$4,155	0%	84.002A	
	UNIVERSITY OF WASHINGTON	2N59	SUBCONTRACT - CPREE	8/1/2014	7/31/2016	\$70,000	10%		
	SBCTC 131-IDEA-13	2N69	13 SBCTC 131-IDEA-13	1/1/2013	3/31/2016	\$149,635	0%		
	EDMONDS COMMUNITY COLLEGE	2N80	SUBCONTRACT - SAGE	8/15/2012	7/31/2015	\$30,207	4%	47.076	
	NSF #0966307	2OSP	NSF ONSIGHT SCHOLARS	8/1/2010	7/31/2015	\$487,000	0%	47.076	
	NSF #0969603	2RST	NSF READY-SET-TRANSF	8/1/2010	7/31/2015	\$689,494	20%	47.076	

Campus	Grantor	ORG	Grant Title	Start Date	End Date	Award Budget	% of Indirect	Fed Cat Num	Grant Description
	SEATTLE COLLEGE FNDTN (CHASE)	2SHA	SEATTLE HOUSING AUTH	9/8/2014	9/7/2015	\$0	0%		TO DEVELOP & DELIVER A SERIES OF INNOVATIVE, CREDIT-BEARING ORIENTATIONS FOR SEATTLE HOUSING AUTHORITY RESIDENTS AS PART OF AN ECONOMIC SELF-SUFFICIENCY PLAN. PROVIDE GRANT FUNDS THROUGH THE BILL & MELINDA GATES FOUNDATION TO FUND CURRICULUM DEVELOPMENT FOR CLASSES TO BE HELD AT THE PACIFIC TOWER. - SRS THE AIM IS TO INCREASE THE NUMBER OF UNDERREPRESENTED COMMUNITY COLLEGE STUDENTS WHO SUCCESSFULLY TRANSFER TO FOUR YEAR INSTITUTIONS AND EARN STEM PERKINS FUNDS ARE INTENDED TO SUPPLEMENT STATE FUNDING IN SUPPORT OF ELIGIBLE STUDENTS AND QUALIFYING CAREER AND TECHNICAL PROGRAMS. INDIRECT RATE APPLIES PERKINS FUNDS ARE INTENDED TO SUPPLEMENT STATE FUNDING IN SUPPORT OF ELIGIBLE STUDENTS AND QUALIFYING CAREER AND TECHNICAL PROGRAMS. SBCTC AWARD 131-PRK-
	DEPARTMENT OF COMMERCE	2T87	PACIFIC TOWER GRANT	2/11/2015	9/30/2016	\$380,000	0%		
	UNIVERSITY OF WASHINGTON	2T89	SUBCONTRACT - LSAMP	9/1/2014	8/31/2016	\$20,000	0%	47.076	
	SBCTC #131-PRK-15	2V51	15SB PRK-PROF & TECH	7/1/2014	6/30/2015	\$21,003	5%	84.048	
	SBCTC #131-PRK-15	2V52	15SB PRK-STAFF & ADM	7/1/2014	6/30/2015	\$10,854	5%	84.048	
	SBCTC #131-PRK-15	2V53	15SB PRK-ADVISING	7/1/2014	6/30/2015	\$126,245	5%	84.048	
	SBCTC #131-PRK-15	2V54	15SB PRK-SPEC POP	7/1/2014	6/30/2015	\$51,076	5%	84.048	
	SBCTC #131-PRK-15	2V55	15SB PRK-NON TRADL	7/1/2014	6/30/2015	\$5,645	5%	84.048	
	SBCTC #131-PRK-15	2V56	15SB PRK-ONE STOP	7/1/2014	6/30/2015	\$3,709	5%	84.048	
	SBCTC	2WBL	WFB-L-WORKSTUDY	7/1/2014	6/30/2015	\$82,338	5%	93.558	
	SBCTC	2WFT	WFFA-TUIT/BOOKS/FEES	7/1/2014	6/30/2015	\$140,573	5%	93.558	
									INDIRECT RATE NOT APPLICABLE TO AP. WORK-STUDY PROGRAM FOR WORKFIRST STUDENTS TO ENABLE THEM TO FULFILL THE DSHS WORK REQUIREMENT
	TOTAL - CENTRAL					\$5,888,867			
	DEPARTMENT OF LABOR	3AIR	14DOL AIR WA 1121422	10/1/2011	9/30/2015	\$1,180,585	9%	17.282	AIR WA IS A CONSORTIUM OF WA AEROSPACE AND ADVANCED MANUFACTURING EDUC AND TRAINING ORGANIZATIONS THAT WILL SERVE STUDENTS AND COMPANIES IN AREAS MANAGED BY THE ADULT BASIC EDUCATION LEADERSHIP BLOCK GRANT IS FOR A SELECTED TEAM OF FACULTIES TO RESEARCH AND DEVELOP COURSES TO BETTER SUPPORT ESL, ABE/GED PART-TIME NSC INSTRUCTOR WILL WORK WITH SBCTC STAFF MEMBER TO REVISE 10 STRANDS OF PROJECT IDEA CURRICULUM; ZERO INDIRECT COST RATE (DY 6-2 4-14) 132-
	SBCTC	3AL2	15SB ABE LDRSHIP BLK	7/1/2014	6/30/2015	\$4,155	0%		WE INCURRED \$70,830.74 IS ASSOCIATED EXPENSES FOR THE INSTALLATION OF SOLAR PANELS ON THE HSSR BUILDING. THE BONNEVILLE ENVIRONMENTAL FOUNDATION PROVIDED A THREE PHASE DISTRICT-WIDE COLLECTIVE. STUDENT FOCUSED AND SYSTEM FOCUSED TO INCREASE STUDENT RETENTION AND COMPLETION.
	SBCTC	3ASP	14SB ABE SPRC PROJ	5/15/2014	8/31/2014	\$11,000	0%		SHINE ACTS AS A REGIONAL HUB TO PROMOTE AWARENESS OF THE PRINCIPLES OF NANOSCIENCE, WHILE EXPANDING DIVERSITY. TRAIN NANO TECHNICIANS TO ENTER THE LOCAL
	BONNEVILLE ENVIRONMENTAL FDN	3BEF	15 BONNEVILLE SOLAR	2/14/2014	6/30/2015	\$35,000	0%		
	BILL & MEL GATES FNDTN	3BMG	PATH2COMPLETN-NSCC	12/1/2011	6/30/2015	\$0	0%		
	NATIONAL SCIENCE FOUNDATION	3C23	NSF1204279 NANO2 ICR	9/1/2012	8/31/2016	\$2,299,509	40%	47.076	

Campus	Grantor	ORG	Grant Title	Start Date	End Date	Award Budget	% of Indirect	Fed Cat Num	Grant Description
	NORTH FOUNDATION	3CM3	EDFUND MINIGRNT 1113	7/1/2011	12/30/2015	\$20,000	0%		2011-2013 ED FOUNDATION MINI GRANT.
	NSCC EDUCATION FUND	3CM5	EDFUND MINIGRTS 1315	7/1/2013	6/30/2015	\$20,000	0%		NSCC EDUCATION FUND SUPPORTED MINI GRANTS FOR BIENNIUM 2013-15.
	SBCTC	3DEA	16SB I-DEA GRANT	1/1/2013	3/31/2016	\$154,635	0%		INTEGRATED DIGITAL, CAR ERR, AND COLLEGE-READINESS SKILLS OF ADULT ENGLISH LEARNERS.
	SBCTC	3EA2	15SB EARLY ACH OPPOR	7/1/2014	6/30/2015	\$64,700	0%		THE EARLY ACHIEVERS OPPORTUNITY GRANT PROVIDES EARLY LEARNING PROFESSIONALS WHO WORK AT A CHILD CARE FACILITY THAT PARTICIPATES IN EARLY ACHIEVERS, JOB SKILLS PROGRAM (JSP)S TO PROVIDE TRAINING AND EMPLOYMENT TO THOSE AT RISK OF LOSING THEIR JOBS DUE TO TECHNOLOGICAL OR ECONOMIC CHANGES. ON 06/12/2014, THIS GRANT IS TO PROVIDE FILSON, A MANUFACTURER OF OUTERWEAR AND ACCESSORIES WITH LEAN PRINCIPLES AND IMPLEMENTATION. THE TRAINING WILL BE PROVIDED BY A SUB-LIMITED ENGLISH PROFICIENCY PATHWAY PROVIDES SPECIALIZED SERVICES TO REFUGEES AND OTHER WORKFIRST PARTNERS WITH LIMITED ENGLISH PROFICIENCY. THE GOAL IS THIS CONTRACT ENABLES NSCC TO PROVIDE COHORT-BASED TRAINING FOR HEALTH CAREERS FOR ALL PROGRAM, FUNDED UNDER THE U.S. HEALTH AND HUMAN SERVICES HEALTH
	SBCTC	3JS2	14SB JOBSKILLSPROGBP	8/29/2013	6/30/2015	\$75,814	0%		
	SBCTC	3JS3	14SB JOBSKILLS FSN	1/15/2014	6/30/2015	\$195,000	0%		
	DSHS	3L45	15DSHS LEP PATHWAY	7/1/2014	6/30/2015	\$24,592	0%		
	WORKFORCE DEVELOPMENT COUNCIL	3M12	14WDC 13/685-HHS	9/30/2013	9/29/2014	\$405,509	10%		
	WORKFORCE DEVELOPMENT COUNCIL	3M14	15WDC 14/604-HHS	9/30/2014	9/29/2015	\$438,862	10%		
	SBCTC	3M17	14SB BFET	10/1/2013	9/30/2014	\$701,398	5%	10.561	THE BASIC FOOD, EMPLOYMENT AND TRAINING PROGRAM(BFET)PROVIDES ACCESS AND SERVICES TO FOOD STAMP RECIPIENTS IN WASHINGTON STATE. SERVICES INCLUDE THE BASIC FOOD, EMPLOYMENT AND TRAINING PROGRAM (BFET) PROVIDES ACCESS AND SERVICES TO FOOD STAMP RECIPIENTS IN WASHINGTON STATE. SERVICES INCLUDE THIS GRANT IS FOR PARTICIPATION IN THE CREATED EQUAL: AMERICA'S CIVIL RIGHTS STRUGGLE PROJECT. RANT CONTACT SUSAN SAIDENBERG, PROJECT DIRECTOR, (646)366-9666 EXT.
	SBCTC	3M18	15SB BFET	10/1/2014	9/30/2015	\$443,223	5%	10.561	
	GILDER LEHRMAN INSTITUTE	3NEH	16NEH CREATTEQUAL	9/1/2013	8/31/2016	\$1,200	0%		
	INGRAM HIGH SCHOOL/SPARK GRNT	3NGH	INGRHM HS COLL BOUND	9/25/2014	6/30/2015	\$41,802	0%		
	NATIONAL SCIENCE FOUNDATION	3OSP	NSF ONSIGHT SCHOLARS	8/1/2010	7/31/2015	\$360,000	0%	47.076	\$1.2MIL OVER 5-YEARS FOR STUDENT SUPPORT INFRASTRUCTURE, PROJECT MGMT AND SCHOLARSHIPS TO APPROX 170 TALENTED LOW-INCOME STUDENTS PURSUING OR RISE IS A COLLABORATIVE PROJECT BETWEEN NORTH SEATTLE COLLEGE AND CENTRAL WASHINGTON UNIVERSITY WITH THE GOAL TO CREATE A MODEL FOR INSTITUTIONALIZING
	NATIONAL SCIENCE FOUNDATION	3RSE	NSF1432018 RISE	8/15/2014	7/31/2017	\$594,774	40%	47.076	\$2.0MIL OVER 5-YEARS TO INCREASE STEM STUDENTS INTO SUCCESSFULLY TRANSFERRING TO 4-YEARS BY RECRUIT AND SUPPORT READY STUDENTS, HELP SET STUDENTS PERSIST AND TO DEVELOP & DELIVER A SERIES OF INNOVATIVE, CREDIT-BEARING ORIENTATIONS FOR SEATTLE HOUSING AUTHORITY RESIDENTS AS PART OF AN ECONOMIC SELF-SUFFICIENCY PLAN.
	NATIONAL SCIENCE FOUNDATION	3RST	NSF READY-SET-TRANSF	8/1/2010	7/31/2015	\$783,478	20%	47.076	5% INDIRECT RATE APPLIES TO THE BUDGETS SALARIES. SBCTC GRANT#:132-PRK-15. ON 8/11/2014, THE AWARDED AMOUNT IS INCREASED BY \$13,129.
	SEATTLE COLLEGE FNDTN (CHASE)	3SHA	SEATTLE HOUSING AUTH	9/8/2014	9/7/2015	\$0	0%		
	SBCTC	3U31	15SB PERKINS PLAN	7/1/2014	6/30/2015	\$171,431	5%	84.048	



Campus	Grantor	ORG	Grant Title	Start Date	End Date	Award Budget	% of Indirect	Fed Cat Num	Grant Description
SBCTC		3WFA	155B WFDA GRANT	7/1/2014	6/30/2015	\$247,006	5%	93.558	WORKFIRST IS WASHINGTON STATE'S WELFARE REFORM PROGRAM THAT HELPS PEOPLE IN LOW-INCOME FAMILIES FIND JOBS, KEEP THEIR JOBS, FIND BETTER JOBS, AND BECOME SELF-
TOTAL - NORTH						\$8,273,673			
BILL & MELINDA GATES FNDTN	4BMG		PATH2COMPLETN-SSCC	1/1/2012	6/30/2015	\$0	0%		A THREE PHASE DISTRICT-WIDE COLLECTIVE. STUDENT FOCUSED AND SYSTEM FOCUSED TO INCREASE STUDENT RETENTION AND COMPLETION.
BOSTON EDUCATIONAL SVCS	4C07		ITER-TESTING	5/1/2011	12/30/2015	\$0	20%		SOUTH TO ADMINISTER THE BOSTON EDUCATION SVCS (BES) ISTEP 4 INTL TEST OF ENGLISH PROFICIENCY.
PUGET SND REGIONAL COUNCIL	4C10		WA CLEAN ENERGY PART	10/1/2011	5/31/2015	\$79,699	15%	11.307	CURRICULUM DEV, INTERNSHIP, MENTORING, AND REPORTING.
GREEN RIVER COMMUNITY COLLEGE	4C18		GT-HEXCEL	1/1/2014	12/31/2014	\$110,400	15%		TO DEVELOP TRAINING CURRICULUM, CONDUCT TRAINING SESSIONS.
PSUED/BILL&MELINDA FND	4C27		PROJECT FINISH LINE	1/2/2015	6/30/2017	\$364,252	0%		TO PROVIDE COMPLETION COACHING SERVICES & RELATED SUPPORTS FOR THE PROJECT FINISH LINE GRANT
METRO DEVLPMNT COUNCIL	4C85		1/5 CACG-TRIO TALENT	10/14/2010	8/31/2015	\$92,000	0%		SOUTH AND METROPOLITAN DEVELOPMENT COUNCIL (FISCAL AGENT AND RESPONSIBLE FOR REPORTING TO THE HECB (FUNDING) WILL COLLABORATIVELY IMPLEMENT THE COLLEGE TALENT SEARCH IDENTITIES AND ASSISTS INDIVIDUALS FROM DISADVANTAGED BACKGROUNDS TO SUCCEED IN HIGHER EDUCATION.DUE TO SEQUESTRATION AWARD AMT OF \$14,760perYEAR FOR INFRASTRUCTURE OF 1.0 HOMELESS PGM KING COUNTY FUNDED STAFF BASED AT THE WORKSOURCE AFFILIATE OFFICE IN SSCC. ICR=20%
US DEPT OF EDUC	4C88		1 OF 5 TALENT SEARCH	9/1/2011	8/31/2016	\$1,275,364	8%	84.044A	DW INITIATIVE TO PREPARE STUDENTS PREPARE FOR THE COMPASS EXAM TEST.
KING COUNTY EMPLOY & EDUC	4C90		HOMELESS EP	7/1/2012	6/30/2015	\$44,280	20%		
FOUNDATION & OTHERS	4CMP		DW COMPASS PREP INIT	8/1/2011	12/31/2015	\$0	0%		
SBCTC-FLCE-15	4K06		14155B FAC LRNG CE	7/1/2014	6/30/2015	\$4,982	0%		
SBCTC=ALB-15	4K16		14155B ABE LEADERSH	7/1/2014	6/30/2015	\$4,155	0%	84.002A	PROGRAM TO HELP DISADVANTAGED HIGH SCHOOL STUDENTS PREPARE FOR COLLEGE
WDC OF SEATTLE KING COUNTY	4K20		WDC-HHS-HEALTH	9/30/2013	6/30/2015	\$147,473	5%	93.093	SSCC WILL PROVIDE COHORT-BASED TRNG FOR HEALTH CARE ENROLLED STUDENTS.
GOOGLE	4K31		GOOGLE CS	1/12/2015	6/30/2015	\$5,000	0%		ENHANCE STUDENT SUPPORT SERVICES
SEATTLE PUBLIC SCHOOL	4K46		14 WESTSEA HS	9/1/2013	6/30/2015	\$38,400	20%		TO DELIVER THE READINESS ACADEMY PROGRAM TO COLLEGE BOUND STUDENTS AT WEST SEATTLE HIGH SCHOOL.\$19200 PER YEAR
HIGHLINE SCHOL DIT# 401	4K64		11-15 CAREER LINK	9/1/2011	8/31/2015	\$652,516	5%		CAREER LINK PGM TO PROVIDE EDUC OPPTY TO INDIVIDUALS WHO ARE AT LEAST AGE 16 AND UNDER 21 BY SEPT 1 WHO HAVE NOT MET HIGH SCHOOL GRADUATION REQUIREMENTS
PORT JOBS	4K68		PORT JOBS	2/1/2015	6/30/2015	\$10,000	0%		
CENTRALIA COLLEGE	4K71		1 OF 4 DOL WISE	10/1/2014	9/30/2018	\$687,664	9%	17.282	9.3%indirect cost charged from Salaries, Benefits, Supplies & Travel.
DOE#P042A1000880	4L02		2010-15DOE TRIO-SSS	9/1/2010	8/31/2015	\$0	0%	84.042A	FIN-AID COMPONENT OF BUDGET#161-4L44. This budget is for scholarship to fund 271-4511 while 161-4L44 is the OPNS.

Campus	Grantor	ORG	Grant Title	Start Date	End Date	Award Budget	% of Indirect	Fed Cat Num	Grant Description
	DSHS - LEP PATHWSY	4L33	1415DSHS-RUA	7/1/2014	6/30/2015	\$236,367	20%		CFDA 17.279 MINI-GRANT SS7201
	DOE# P042A100880	4L44	TRIO SSS 5 OF 5	9/1/2010	8/31/2015	\$1,470,907	8%	84.042	
	MOTIVE POWER MARINE	4L97	TESTING	12/9/2014	6/30/2015	\$2,000	0%		\$500 PER INDIVIDUAL WELDER TO BE TESTED
	SEATTLE PUBLIC SCHOOL	4M08	1415 AUTO COLLISION	9/1/2013	6/30/2015	\$53,006	5%		TO PROVIDE A CAREER AND TECHNICAL EDUCATION CLASS FOR SPS STUDENTS ENROLLED IN AUTOMOTIVE COLLISION REPAIR PROGRAM.
	SBCTC	4M28	14SB JSP	3/31/2014	6/30/2015	\$48,983	0%		JSP PROJECT DEVELOPMENT
	SBCTC	4M30	1415SB BFET	1/10/2014	9/30/2015	\$1,434,702	0%	10.561	
	SBCTC	4M31	1314SB BFET	10/1/2013	9/30/2014	\$1,699,322	7%	10.561	Indirect from Salaries @ 7%
	SBCTC - WFDA-15	4M42	1415SB WORKFIRST	7/1/2014	6/30/2015	\$238,902	5%	93.558	TEACH 20 STUDENTS TECHNICAL MATH FOR WASH STATE DEPT OF TRANSPORT
	NSF	4M62	1 OF 4 NSF	7/1/2014	7/31/2017	\$862,080	0%	47.076	CONTINUATION OF SMALL BUSINESS DEVELOPMENT GRANTS FROM WSU
	DCHS KING COUNTY	4M64	BRIDGE TO PROSPERITY	3/1/2015	12/31/2016	\$160,000	8%	17.270	
	CITY OF SEATTLE/FLEETS	4M66	SEA FLEETS APPRENT	10/1/2013	6/30/2019	\$44,000	20%		
	WA ASSN OF SHERIFFS & POLICE	4M70	WA ASSN OF SHERIFFS	10/1/2013	9/30/2015	\$90,000	20%	16.609	FUNDING PROVIDED FROM THE LEADERSHIP SET-ASIDE OF THE WORKFORCE INVESTMENT ACT - FUNDING TO DEFRAY COSTS OF ANNUAL STAFF DEVELOPMENT STANDARD SBCTC INDIRECT AGREEMENT RESULTS IN RESUME & INTERVIEW SKILLS WORKSHOPS OFFERED AT SP LIBRARY AT A RATE OF \$100/WORKSHOP NOT TO EXCEED 70 WORKSHOPS. IC WAIVER DUE TO SEQUESTRATION AWARD WAS REDUCED BY 5.23%
	SEATTLE PUBLIC LIBRARY	4M77	SP LIBRARY WORKSHOP	7/1/2009	12/31/2014	\$7,000	0%		
	DOE#P047A120679	4M90	1217 UPWR BND1-1/5	9/1/2012	8/31/2017	\$1,485,810	8%	84.047A	
	SEATTLE JOBS INITIATIVE	4M93	CAREER PW FOR ELL	7/1/2014	6/30/2015	\$100,000	20%		TO CREATE AND OFFER an ELL-SPECIFIC VERSION OF ITS EXISTING WORK DISCOVERIES CLASS
	DOE#P047A120693	4M94	1217 UPWR BND2-1/5	9/1/2012	8/31/2017	\$1,236,925	8%	84.047A	DUE TO SEQUESTRATION AWARD WAS REDUCED BY 5.23%
	WDC	4M96	WDC-JOR	7/1/2014	6/30/2015	\$100,000	8%		SUPERVISOR CLASSES FOR METRO
	KING COUNTY CONTRACT #D37486D	4N06	THE LEARNING CENTER	1/1/2009	12/31/2014	\$1,119,294	7%		CONTRACT RENEWED ON 1/1/2013 FOR \$192,528 FOR JAN 1-DEC 31, 2014. ICR IS 7%OF OBJECTS A & B.
	LABOR CENTER FOUNDATION	4N21	LABOR CTR FNDTN REIM	1/1/2012	12/31/2014	\$211,000	3%		HAZARDOUS MATERIALS TRAINING WORKSHOP.
	WA STATE DEPT OF CORRECTIONS	4N34	DOC-LSW	1/13/2013	6/30/2015	\$214,052	5%		TO PROVIDE CLASSES IN LIFE SKILLS TO WORK AND GED FOR \$65,000 CONTRACT WAS EXTENDED FROM JULY 1 TO JUNE 30, 2014 FOR \$149,052.
	SEATTLE FOUNDATION SKILLUP	4N46	SEATTLE FDN SKILLUP	1/1/2013	12/31/2014	\$63,869	0%		A BLOCK GRANT TO CREATE A MINORITY BUSINESS DEVELOPMENT CENTER. RENEWED TILL 12/31/14 FOR ADDITIONAL \$34K
	CONTRACT WITH VIETNAM	4N79	MGMT & LEADRSHP TRNG	12/4/2010	6/30/2015	\$55,000	20%		TO IMPROVE MGMT & LEADERSHIP SKILL FOR VIETNAM MINISTRY OF PUBLIC SECURITY (MPS).

Campus	Grantor	ORG	Grant Title	Start Date	End Date	Award Budget	% of Indirect	Fed Cat Num	Grant Description
EVERGREEN COLLEGE & CAREER CEN	EVERGREEN COLLEGE 4N90	4N90	EVERGREEN CC	1/1/2012	12/30/2014	\$1,000	0%		MOU BETWEEN SSCC AND EVERGREEN COLLEGE AND CAREER CENTER TO PAY FOR COMPASS TEST FEES.
	NSF #0966315	4OSP	NSF ONSTIGHT SCHOLARS	8/1/2010	7/31/2015	\$353,000	0%	47.076	\$1.2MIL OVER 5-YEARS FOR STUDENT SUPPORT, INFRASTRUCTURE, PROJECT MGMT AND SCHOLARSHIPS TO APPROX 170 TALENTED LOW-INCOME STUDENTS PURSUING (OR \$2.0MIL OVER 5-YEARS TO INCREASE STEM STUDENTS INTO SUCCESSFULLY TRA NSFERING TO 4-YEARS BY RECRUITMENT AND SUPPORT READY STUDENTS. HELP SET STUDENTS PERSIST TO DEVELOP & DELIVER A SERIES OF INNOVATIVE, CREDIT-BEARING ORIENTATIONS FOR SEATTLE HOUSING AUTHORITY RESIDENTS AS PART OF AN ECONOMIC SELF-SUFFICIENCY PLAN.
	NSF #0969609	4RST	NSF READY-SET-TRANSF	8/1/2010	7/31/2015	\$527,028	20%	47.076	ATR WA GRANT AGREEMENT WITH US DEPT OF LABOR EMPLOYMENT AND TRAINING ALONG WITH CONSORTIUM MEMBERS.
	SEATTLE COLLEGE FNDTN (CHASE)	4SHA	SEATTLE HOUSING AUTH	9/8/2014	9/7/2015	\$0	0%		THE LABOR CENTER ESTABLISHES A CONTRACT ACCT FOR CONTRACTED REVENUES AND EXPENSES FROM ANY CONTRACT ACCEPTED BY THE LABOR CENTER.
	SPOKANE CC-DIST #17	4T04	ATR WA	10/1/2011	9/30/2014	\$1,928,675	9%	17.282	
	UNION POWER CONTRACTS	4T11	LABOR CTR/CONTRACTS	11/8/2010	12/30/2015	\$66,876	20%		
	DEPT OF LABOR	4T31	STEM TEACHER BOOTCAP	10/1/2011	9/30/2015	\$1,040,800	8%	17.282	
	DOEDUC# P031A100048	4T60	SIP TITLE3 5 OF 5	10/1/2010	9/30/2015	\$1,998,802	0%	84.031	STRENGTHENING INSTITUTIONS PROG HELPS HIGHER EDUCATION TO BECOME SELF-SUFFICIENT AND EXPAND THEIR CAPACITY TO SERVE LOW-INCOME STUDENTS BY PROVIDING
	SBCTC- 133PRK-15	4V10	1415SB PERKINS	7/1/2014	6/30/2015	\$200,487	5%	84.048	
	DOE#P382B110009	4Z50	FAANAPIST	1/11/2011	9/30/2015	\$2,071,174	0%	84.382B	GRANT AND RELATED ASSISTANCE TO ASIAN AMERICANS AND NATIVE AMERICAN PACIFIC ISLANDER TO ENABLE THE INSTITUTION TO IMPROVE AND EXPAND THEIR CAPACITY TO
	TOTAL - SOUTH					\$22,637,246			
	SBCTC #134-ALB-15	5ALB	15SB ABE LDRSHIP BLK	7/1/2014	6/30/2015	\$4,155	0%		To support implementation of the WA State Adult Education 5-yr Plan & implementation of comprehensive college &
	SOUND TRANSIT	5L11	RAPID PACT	1/1/2014	12/31/2016	\$125,000	5%		TO PROVIDE SERVICES & RESOURCES FOR INDIVIDUALS INTERESTED IN A CAREER IN THE BLDG & CONSTRUCTION
	SBCTC	5M16	2013 BFET	10/1/2012	9/30/2015	\$226,011	5%	10.561	
	SBCTC	5M31	BFET FY 13-14	10/1/2013	9/30/2014	\$194,522	5%		
	SBCTC	5V31	15SB PERKINS	7/1/2012	6/30/2015	\$0	5%	84.048	INDIRECT COSTS - 5% OF SALARIES & WAGES
	GRANT #134-PRK-15- 2014-15 PERK	5V51	PERKINS FY 14-15	7/1/2014	6/30/2015	\$70,511	5%	84.048	INDIRECT COSTS 5% OF SALARIES.
	SBCTC	5WBL	WRK-BASE LRNG TUIT	7/1/2000	6/30/2015	\$61,753	0%	93.558	INCREASE TUITION ASSISTANCE FOR WORKING, PART-TIME STUDENTS WHO ARE INELIGIBLE FOR OTHER TUITION
	SBCTC	5WFT	WORKFIRST WORKSTUDY	7/1/2001	6/30/2015	\$5,000	5%	93.558	INDIRECT RATE NOT APPLIED TO AP WORK-STUDY PROGRAM FOR WORKFIRST STUDENTS TO ENABLE THEM TO FULFILL THE
TOTAL - SVI						\$686,952			
TOTAL - All Active Grants						\$41,764,398			

SEATTLE COLLEGES
MAJOR CAPITAL PROJECT REPORT
FUNDING REPORT AS OF March 31, 2015

Project	Prior Allocation	2013-15 APPR/ReAPPR Changes	Total Project Funding	Status
CENTRAL CAMPUS				
MARITIME ACADEMY REPLACEMENT	\$ 1,337,000	\$ 18,191,000	\$ 19,528,000	The new Maritime Academy building project site work, including higher risk rock pile installation and contaminated media management, is underway. About 75% of piles have been installed, however higher risk bulkhead area piles are requiring mitigation measures due to excessive movement in the bulk head wall. This change will cost the project some time and precious dollars (TBD at this time) but the goal remains to deliver the new building in July 2016. A number of VE and scope reduction efforts keep the project viable, and further cost risks threatening simulation software and equipment for academic program improvements. Academy building drawings nearing 100% and public bidding anticipated for late April. Additional \$2.2 million in local funding and an additional \$5 million in hazmat funding from SBCTC bring the total project funding from \$16.8 million to approx. \$19.5 million.
	\$ 1,337,000	\$ 18,191,000	\$ 19,528,000	
NORTH CAMPUS				
TECHNOLOGY BUILDING RENEWAL	\$ 25,419,000	\$	\$ 25,419,000	The Health Sciences and Student Resources, HSSR, building is complete and final equipment outfitting is done. The super espresso, The Grove, has had a very successful start and has been 100% operational since summer. The Food Services staff is becoming more familiarized with the new business model and service format. The old cafeteria and espresso were closed after graduation. The new building has become an attractive gathering center for the college and it is actively used. The project achieved a LEEDS goal rating. The 1969 main kitchen in the College Center building was renovated and modernized as part of the HSSR overall project. A new architect and general contractor performed the kitchen renovation. This part of the project had to be done after the HSSR was completed. The challenge was to have the main kitchen completely renovated and 100% operational by the fall quarter. The challenge was met and the new kitchen was on line in the fall quarter. A portable fully operational kitchen was rented and supported the campus cooking needs during the main kitchen renovation. Not one day was Food Services off line. The Food Services staff performed exceptional well and major rental events requiring food services support occurred without any disruption of service. Overall the Facility, IT, Food Services staff, architects, and contractors did an outstanding job completing these complex projects on time and under budget.
	\$ 25,419,000	\$ -	\$ 25,419,000	
SOUTH CAMPUS				
INTEGRATED EDUCATION CENTER	\$ -	\$ 2,087,000	\$ 2,087,000	Replace the old Cascade Court building with a new Integrated Education Center building. The detailed design phase was just completed in this summer. The preparation of bid construction drawings, specifications, and documents phase has begun. The overall project is on schedule and on budget. Funding is for design phase only with construction funding expected to be allocated from the state in the 2015-17 biennium. The project is expected to go out to bid late 2015/early 2016.
	\$ -	\$ 2,087,000	\$ 2,087,000	
DISTRICT BALANCES	\$ 26,756,000	\$ 20,278,000	\$ 47,034,000	





**SEATTLE
COLLEGES**

Central • North • South • SVI

District VI | 206.934.3872 | Fax 206.934.3894 | Voice Relay 800.833.6388
1500 Harvard Avenue, Seattle WA 98122-3803 | www.seattlecolleges.edu

MEMORANDUM

TO: Board of Trustees
FROM: Dr. Jill Wakefield, Chancellor
DATE: May 7, 2015
SUBJECT: Job Placement Statistics

Background

This report provides job placement figures for academic year 2013-2014 as well as the 5-year annual trends from 2009-10 to 2013-14. Data provided are from the Washington State Board for Community and Technical Colleges Academic Year Reports.

Recommendation

It is recommended that this item be received as information only.

Submitted by:

Dr. Mary Ellen O'Keeffe
Interim Vice Chancellor

Transmitted to the Board for its information.

Dr. Jill Wakefield
Chancellor

BOARD OF TRUSTEES

Thursday, May 7, 2015

JOB PLACEMENT REPORT
DISTRICT-WIDE STRATEGIC PLAN: 2010-17

Seattle Colleges' District-wide Strategic Plan 2010-17 includes under "Goal 1: Student Success" the specific performance measure of job placement and a target of exceeding the state system average.

District-wide Strategic Plan 2010-17 (page 4)

Goal: Achieve job placement rate above the state system.

Job Placement Rates 2013-14	2010-11	2011-12	2012-13	2013-14
Seattle Colleges	74%	78%	76%	80%
State System	74%	77%	78%	78%

EMPLOYMENT RATES: 2013-14

The district exhibited an employment rate of 80% during the 2013-14 academic year. The 80% captures students who had completed a job preparatory program and their employment status nine months after exiting the colleges. The district-wide strategic plan aspires to exceed the state system-wide average, which was 78% in 2013-14. The increased trend in employment rates is reflective of a recovering economy following the recent recession.

	2013-14 Completing Programs	2013-14* Completing Programs-Employed	2013-14* Completing Programs-Employed
District	1,831	1,764	80%
State	23,189	18,015	78%

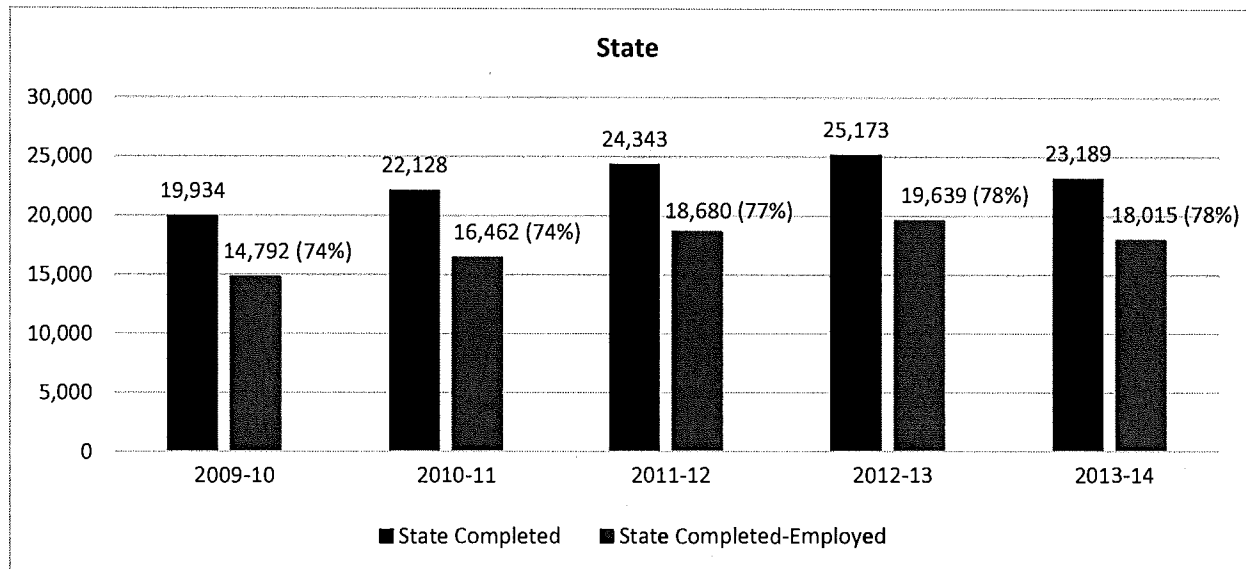
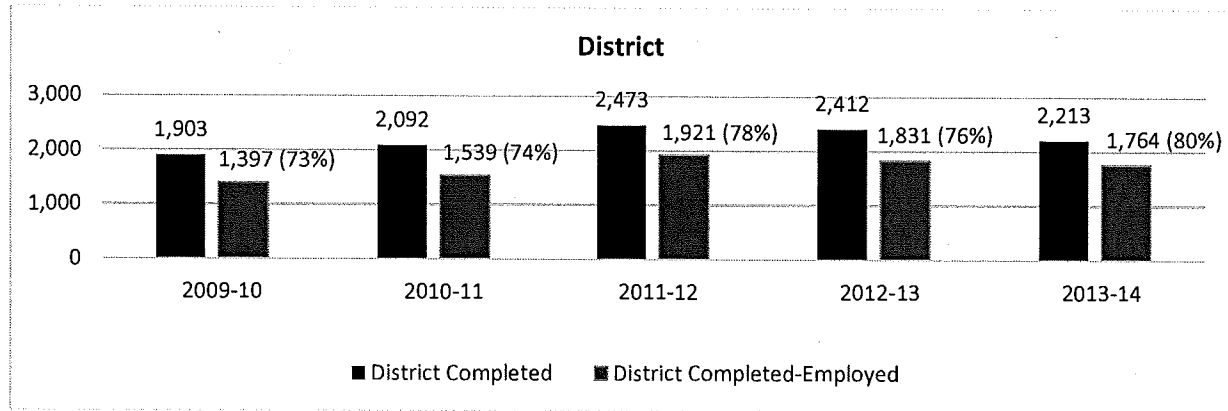
The Seattle Colleges, compared among themselves, showed similar rates of students who completed job training programs and were then employed nine months after exiting a college.

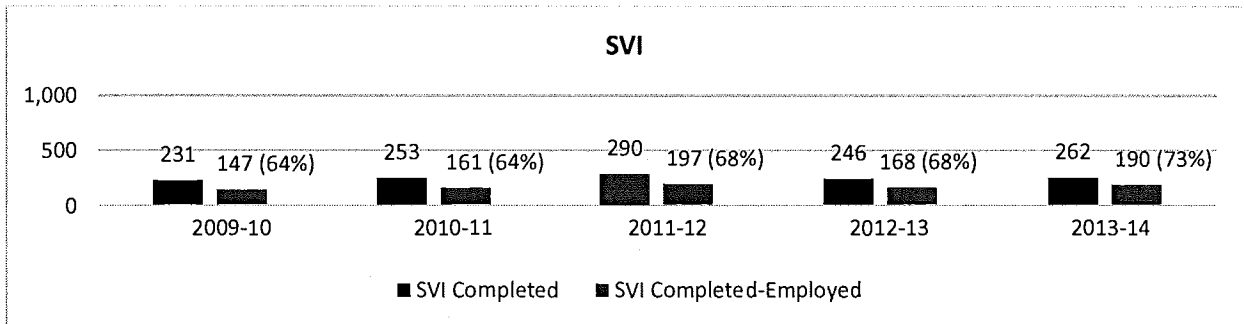
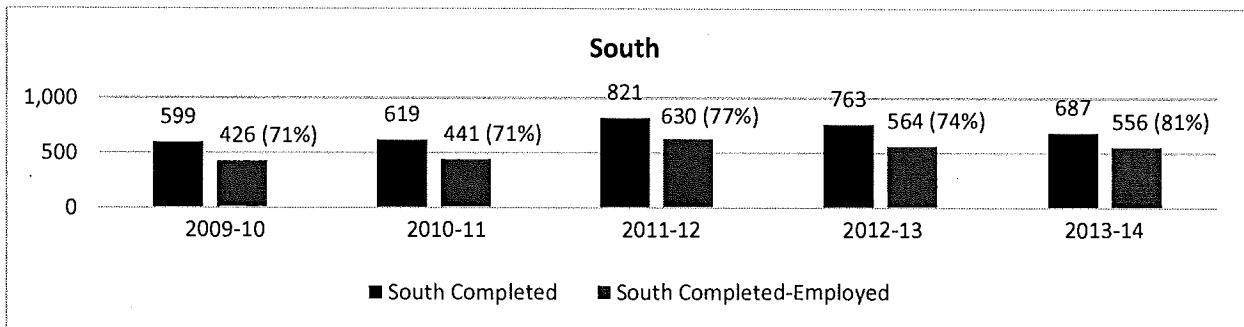
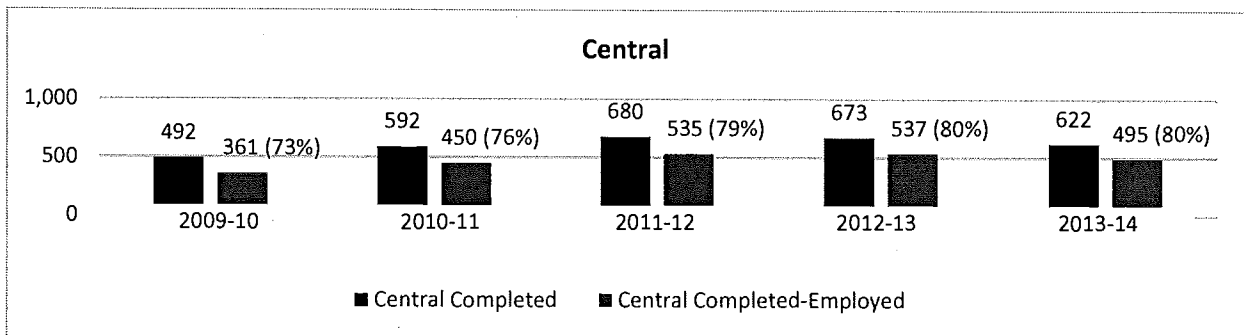
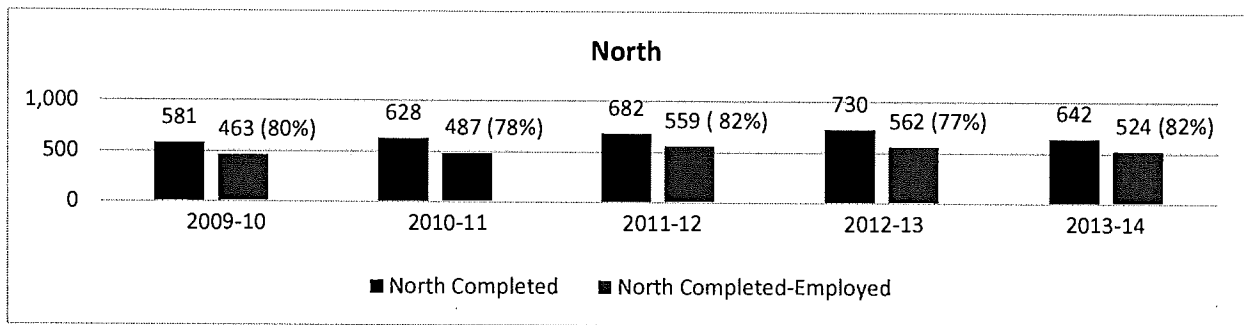
	2013-14 Completing Programs	2013-14* Completing Programs-Employed	2013-14* Completing Programs-Employed
North	642	524	82%
Central	622	495	80%
South	687	556	81%
SVI	262	190	73%

* 2013-14 figures are adjusted to enable comparison with prior years' method of calculation. Counts and percentages here include an estimated 10% of program completers who may be self-employed or working out of state. Data are from the Washington State Board for Community and Technical Colleges Academic Year Reports.

5-YEAR ANNUAL TRENDS: 2009-10 to 2013-14

This report provides historical context with time-series data. The following charts provide a five-year overview of employment rates by college, by district, and by state, among those who completed job training programs and were employed after nine months.







MEMORANDUM

TO: Board of Trustees

FROM: Jill Wakefield, Ed.D.
Chancellor

DATE: May 7, 2015

SUBJECT: Chancellor's Report

SCCtv

SCCtv has signed two new contracts with the Port of Seattle: The first contract is a renewal agreement to produce Port of Seattle stories for their website. The second is a separate contract for live streaming of a series of open houses at Sea-Tac Airport.

SCCtv has also signed a contract with the city of Seattle to continue operating the city's public access. They are also in negotiations with UW Video for assistance in streamlining some of SCCtv's technical support expenses. This should result in thousands of dollars of savings each year. SCCtv is also working with North to create some video advertising for broadcast and online use.

Puget Sound Business Journal Industry Leaders Roundtable • April 9

I served on a panel of industry leaders that discussed what we need to do as a city and region to be the best in the country. The panel included Chris DeVore, managing director of Techstars Seattle, and Michael Schutzler, president of the Washington Technology Industry Association. Representing higher education, my focus was on how we can ensure that everyone is participating in the economic prosperity. Too many people who were raised in Seattle are sitting on the sidelines of its success.

Trustees' Lifelong Learning Awards

The nomination period closed on May 1, and the selection committee will start reviewing the nomination forms later this month. The award winners will be determined before the end of the academic year, and the awards will be presented in September.

American Association of Community Colleges (AACC)

Our colleges were well represented at the 95th AACC Annual Convention in San Antonio, Texas. President Warren Brown was part of a panel on BAS degrees titled "The Community College Baccalaureate: The New Frontier." Our district's "Pathways to Completion" initiative was presented by President Brown, Vice President Rosie Rimando, and Seattle Central College faculty member Jane Muhich. There were a number of other presentations by our colleges that together resulted in a strong overall presence. Our district also was a finalist for the "Safety Planning and Leadership" award.

Districtwide Management Meeting • May 13

Our May meeting will focus on educational imperatives for our digital age. It will feature a panel of local IT experts who will share their experience and reflect upon how current trends should inform academic and vocational program offerings.

League of Innovation—Innovation of the Year Award

“Ready! Set! Transfer!” the Seattle Colleges project to support STEM students, was chosen as one of the League for Innovation’s *2015 Innovation of the Year* recipients. Funded by the National Science Foundation, a primary goal of RST is to increase the number students who graduate and/or transfer to a university in a STEM field.

Nineteen faculty and staff led the effort, and they received certificates from the league that will be distributed at the 2015 convocation.

Seattle Economic Development Commission

We are working with the city of Seattle, University of Washington, and Seattle Chamber of Commerce to develop a new funding mechanism to increase access to and completion of higher education for Seattle residents.

Educational Master Plan

We continue to work with our colleges to implement the Educational Master Plan the Board of Trustees approved in September 2014.

MEMORANDUM

TO: Board of Trustees
FROM: Pak Wing Leung (Executive of Administration)
DATE: April 16, 2015
SUBJECT: ASC Board Report

Central Students' Market

On May 30 and June 22, the Central Students' Market will raise money for charity by giving Seattle Central students the opportunity to sell items they no longer need, at the same outdoor campus venue used by the Capitol Hill Farmers' Market. The event will benefit both the Seattle Central student body and the community; vendors will pay a \$25 participation fee that will be donated to a local charity, Youth Care. The Student Success Committee, a committee of the Associated Student Council (ASC), will be responsible for organizing the events.

Spring Poetry Night

On April 16, Seattle Central students, faculty, staff, and community members were invited to share their poetry at the Spring Poetry Night organized by the College Activities Board. Former Seattle Central student and poet Paradigm was the featured artist. Approximately 50 people attended the event, which was held in the Erikson Theater.

Earth Day

On April 22, the Seattle Central Sustainability Council held our first annual Earth Day-Climate Action Festival. Over 25 environmental organizations tabled inside and outside the school, sharing information on the importance of climate change and discussing possible solutions with students. Special guests at the event included:

Ed Murray- Seattle Mayor

Denis Hayes- Founder of Earth Day

Cecile Hansen- Tribal Chair of the Duwamish

K.C. Golden- Board Chair at 350.org and Senior Policy Advisor at Climate Solutions

The Yes Men- culture jamming activist duo

Student Involvement Fair

On April 21, Student Leadership held a Student Involvement Fair in the Broadway Edison Building where 33 student organizations showcased their organization, activities, and events, and recruited new members.

MEMORANDUM

TO: Board of Trustees
Seattle Community College District

FROM: Sarah E. Baker
Student Administrative Council Chair
North Seattle College

DATE: May 7, 2015

SUBJECT: STUDENT ADMINISTRATIVE COUNCIL BOARD REPORT -
Information Only

- **Student Administrative Council (SAC)** is continuing to plan a City Council open forum for the campus and surrounding community. A date has yet to be set, but outreach to various Council Members at-large has begun. Additionally, the hiring process for next year's Student Leaders has commenced and interviews will begin within the next week. Approximately 80 applications were received.
- **The Research and Advocacy Board (RAB)** is continuing to work on their focus groups with the tutoring center. Two to three more will be conducted by the end of the quarter. The information gathered will help the tutoring center to provide better math services to students during the summer quarter and into the following year.
- **The Fee Board** has begun hearings for the allocation of S and A fees. Hearings will conclude Monday, April 26th and deliberations will continue into the following week.
- **Japanese American Citizens League** – On Saturday, June 13th the Japanese American Citizens League will be hosting an event entitled- Family: An API LGBTQ Gathering, on the North Seattle campus. Engaged with over half a dozen community organizations, the one day conference-style event will be bringing together members of the Asian Pacific Islander and LGBTQ communities to celebrate diversity and build support for API LGBTQ youth and their families. All are welcome! North Seattle College is partnering with the program to help provide support and encourage community engagement on campus.

MEMORANDUM

TO: Board of Trustees

FROM: Shane Brookman
President, United Student Association
South Seattle College

DATE: May 7, 2015

SUBJECT: United Student Association (USA) REPORT – INFORMATION ONLY

Welcome Back Ice Cream Social and Club Fair

On April 13th, the USA collaborated with the Club Center to host a welcome back ice cream social and club fair. Over 200 students participated in games designed to get them talking with each other as well as introduce them to the 20 different active clubs at South.

Blood Drive

On April 22nd, community service officer Thao Tang and Puget Sound Blood Center facilitated our quarterly blood drive. This community partnership is always successful as the Puget Sound Blood Center has collected the maximum units of blood possible.

Movie Day

On May 4th, social activities officer Troy Qiu hosted a showing of the movie Selma. There will be group discussions on the film after the showing. Movie days have been very successful at engaging large groups of students in meaningful discussions as well providing a platform for campus community building.

MEMORANDUM

TO: Board of Trustees

FROM: Mary Ellen O'Keeffe, *Interim Vice Chancellor*

DATE: May 7, 2015

SUBJECT: Vice Chancellor's Report – Information Only

Early Childhood Education B.A.S. Degree

On April 21, we hosted the first advisory committee meeting for the BAS in ECE. Members attending represented a broad range of ECE policy, ECE educators and direct service providers that included the City of Seattle, The Gates Foundation, neighboring community colleges, and local ECE program directors. College faculty received input on the proposed curriculum and there was a discussion on logistics that included optimal times for offering classes and locations that will serve the future students. The Statement of Need presentation to the State Board is scheduled for May 6th.

Bill & Melinda Gates Foundation

The Seattle Colleges was invited to participate in a Semi-Annual PNW Postsecondary Grantee Convening for an afternoon of sharing on April 9th. Six different colleges and agencies presented updates on their grant funded programs. Mary Ellen O'Keeffe and Judy Reed shared information on the Pathway to Completion grant focusing on the accelerated developmental math pathways and advising. Chad Hickox, from South Seattle presented on the colleges 2017 plan.

District-wide Management Team Meeting

Plans are moving forward for the May 13, all District-wide Management Team meeting which will be held at the Broadway Performance Hall. Keela Robison, a mass-market technology and digital service executive has offered to recruit and facilitate a panel of IT experts from local companies to share the IT trends and what our students need to know and be able to do to enter the technology job market.

Learning Summit

Seven representatives from the Seattle Colleges will attend the League of Innovation, Learning Summit, June 7-10. A proposal on the Pathway to Completion grant has been accepted for presentation. Dedicated time will be available to develop a plan to continue the work on accelerated pathways, and students' first year experiences that lead to successful student outcomes.

MEMORANDUM

TO: Board of Trustees

FROM: Gary Oertli, President

DATE: May 7, 2015

SUBJECT: PRESIDENT'S REPORT – INFORMATION ONLY

South Student David Yama Named to All-USA Academic Team

South Seattle College student David Yama was still rightfully celebrating his designation as the top community college scholar in Washington (as part of the 2015 All-Washington Academic Team) when he received word in early April that his accolades were far from finished. Based on his stellar academic performance, community involvement and personal growth, David has been named to the top-20 of the All-USA Community College Academic Team. Of the 20, David was chosen to speak at the Phi Theta Kappa Honor Society Presidents' Breakfast in San Antonio, TX on April 20, and was featured in the same day's edition of USA Today. He will receive a \$2,500 scholarship for inclusion on the All-USA Team, which will help David in his pursuit of an associate degree from South and, eventually, a doctorate in bioengineering.

Aviation Students Test Their Skills in National Competition

Competing against the very best in aviation maintenance across the nation, two teams of South students from our Aeronautical Technology Program traveled to Florida to compete in the Aerospace Maintenance Competition from April 14-16. They took on professional teams from Boeing, Alaska Airlines and Southwest Airlines and fellow college teams in a competitive – yet friendly - arena. It was an excellent opportunity for our students to test their abilities against those of their peers and network with potential future employers.

Students Get Involved in Legislative Action at Nation's Capital

Three South students traveled to Washington D.C. in late March to attend the National Grassroots Legislative Convention and National Student Lobby Day. Vave Tatola, Robert Andrew Ribaud and Ryan Lonergan - all members of South's United Student Association - joined a national array of student leaders to design and mobilize grassroots efforts to address reauthorization of the Higher Education Act, campus sexual assault policies, and recruitment and retention of students of color in higher education. Their week culminated with an in-person

meeting with Sen. Patty Murray's top legislative assistant, and they have been busy reporting back to the campus community on their trip, lessons learned and plans for the future.

Honor Roll Reception Celebrates Our Students

South held an Honor Roll Reception on May 6 for standout students who earned President and Dean's List status during Winter Quarter 2015. A good showing of faculty, staff and campus leadership attended, and we all relished the opportunity to personally congratulate and celebrate our students and their families for the immense amount of hard work that went into their achievement.

South Sees Largest Increase in Faculty Diversity Statewide

According to a recent study by the State Board of Community and Technical Colleges, South saw the largest increase in full-time faculty diversity over a five years period (2009-2013), compared to all other community and technical colleges in the system with a 6.4 percent increase. The study also shows South has the highest percentage of full-time faculty of color at 35 percent. South's mission relies greatly on the benefits of learning and working in a multicultural environment that is reflected in our student, staff and faculty populations.

Van Bobbit Named Educator of the Year by WA Nursery and Landscape Association

Landscape Horticulture Instructor Van Bobbit was recently named "Educator of the Year" for 2014 by the Washington State Nursery and Landscape Association. A faculty member since 1990, Van was selected for the innovative programs he's developed at South and his stewardship of our living classrooms and community gems: the Arboretum and Conifer Garden (the latter was recently nationally recognized with Reference Garden status by the American Conifer Society). His passion for teaching and the natural world make Van an invaluable asset to our college and students, and this recognition is truly well deserved.

Alumni Mixer Reconnects and Creates New Bonds

On March 24, we hosted South's inaugural Alumni Mixer at the Northwest Wine Academy. With nearly 100 alumni and faculty members in attendance, the event was an excellent opportunity for all to reconnect, network and make new connections with the common bond of an education from South. It was great to see and hear from students – both freshly graduated and those who walked long ago - who have found continued success in their academic and professional careers. To ensure the night was alumni-focused from start to finish, even the appetizers were provided by Lavish Roots, a catering company started by three alumni of South's Culinary Arts program. Attendees paid a modest entry fee, with the proceeds directly benefiting our Foundation in their mission to provide scholarships and support to future alumni.

Week of Giving Illustrates Employee Passion for South

South's "Week of Giving" employee giving campaign was held from April 13-17, and I was amazed by the outpouring of support our employees exhibited in donating \$27,420 to the South Seattle College Foundation. So many from our ranks contributed to the betterment of our students beyond the hard work they do each day, and those funds will directly support scholarships, emergency funding, staff and faculty training and updated classroom equipment.

Development of "South 2017" Student Success Model Continues

Focused on providing our students with even stronger starts, structured pathways and seamless support services, South's work to develop the "South 2017 Student Success" plan continued in earnest over the past two months. On April 14, an all-day retreat was held with my cabinet to further refine our goals, identify resource needs and establish concrete models. On May 5, we held our third all-college meeting to provide a status updates and brainstorm with those who work with our students every day. A powerful vision for the future of student success at South is well under way.

Veterans Status Renewed with Official Signing Ceremony

As mentioned in last month's report, South is once again certified as a *Partner for Veteran Supportive Campuses* by the Washington State Department of Veterans Affairs. On April 13, we celebrated the veteran support behind that designation by holding a Veteran Student Center Open House where WDVA Director Alfie Alvarado and I signed the certificate, making our partnership official.

South Presents at American Association of Community Colleges Convention

South's Vice President of Student Services Rosie Rimando-Chareunsap attended the 95th American Association of Community Colleges Conference in San Antonio, TX from April 18-21, where she, alongside Seattle Colleges Chancellor Jill Wakefield and North Seattle College President Warren Brown, presented on the outcomes of the Pathway to Completion Grant (provided by the Bill and Melinda Gates Foundation to increase the number of students who complete coursework and earn a certificate or degree). She also presented with other educators from across the country on the positive impact of AANAPISI (Asian American Native American Pacific Islander Serving Institutions) grants.

MEMORANDUM

TO: Board of Trustees

FROM: Paul T. Killpatrick, Ph.D.
President

DATE: May 7, 2015

SUBJECT: President's Report

Seattle Central College

Students attend Washington Students of Color Conference

Last month, more than 40 Seattle Central students joined 700 of their peers from community colleges across the state for the 25th Annual Washington State Students of Color Conference in Yakima. The three-day conference allowed students to discuss topics including ethnic and racial identity development, academic success, social justice and intercultural communications.

Seattle Central Working with Consultant to Improve Enrollment

Dr. Pam Cox-Otto visited campus in early April as part of her contract to work with Seattle Central to improve marketing and enrollment. During her visit, she met with a variety of college departments to gather information on the current processes at the college. Her research identified areas where the college can bolster its efforts, as well as issues that may impact the ability of students to apply, register and enroll. Dr. Cox-Otto is formulating a list of recommendations, and will be back on campus in May to present her findings and launch the next phase of her work.

Pacific Tower Update

While the state legislature debates funding for the Pacific Tower's operating expenses and finalizes the 2015-17 budget for the project, construction on the fifth and sixth floors of the new Seattle Central Health Education Center is advancing. Core infrastructure including plumbing, heating and electrical systems will be installed in the coming months with the goal of completing this internal infrastructure phase by the end of summer.

Meanwhile, faculty and instructional leadership are developing the core curriculum for the two new Bachelor of Applied Science in Allied Health tracks. Curricula and faculty have been finalized for many courses and both tracks are on schedule to start in fall 2015.

Graduate School Fair Held for Behavioral Science Baccalaureate Students

More than 70 students in the Bachelor of Applied Science in Applied Behavioral Science program attended a graduate school fair in April. Representatives from the University of Washington, Seattle University, Pacific Lutheran University and many more schools helped students learn about program offerings and the steps to apply to graduate school. Through their discussions with representatives, students learned about degrees in social work, counseling, public health and public administration.

Wood Technology Center Invites High School Students to Try a Trade

As part of a District initiative to promote career and technical programs among current high school students, Seattle Central is working with Seattle Public Schools to host a "try-a-trade" event at the Wood Technology Center (WTC). Later this month, 100 students will visit the WTC to meet with instructors, hear from a panel of students, and learn more about career opportunities in carpentry.

Veterans Aim to Support One Another at Annual Scholarship Fundraiser

In the tradition of veterans helping each other, each year the Seattle Central Student Veteran's Association raises funds for its annual scholarship to help one deserving veteran pay for school. To meet this goal, the group will hold its annual fundraiser on May 8 at the Elk's Club in Queen Anne.

Foundation Update

After awarding more than \$430,000 in scholarships for the 2014-15 Academic year, the Foundation is gearing up to award more money for the 2015-16 Academic Year. The staff is busy reviewing applications that were submitted and the annual fundraising gala, Believe, is scheduled for May 7 at the Westin Seattle in downtown Seattle. Last year's gala raised more than \$260,000 to support students, faculty and programs at the college.

Health and Safety Officer Hired to Ensure Campus Safety

Seattle Central recently hired a new Environmental Health and Safety Officer to help create a safer working and learning environment for faculty, staff and students. Minh Huynh joined the Facilities team this week after working for the Department of Labor and Industries as an Industrial Hygienist for several years. In his new position, Minh will conduct campus-wide inspections at all of Seattle Central's sites, maintain and update safety policies and ensure compliance with all laws and regulations.

Director of Public Safety named to Mayor Murray's LGBTQ Task Force

Director of Public Safety Elman McClain was asked to serve on a task force formed by Mayor Ed Murray last month that will address the recent rise in hate crimes against LGBTQ individuals in Capitol Hill and the city of Seattle. The group is comprised of 28 representatives from area businesses, advocacy groups, the Seattle Police Department and more. The committee will meet four times over the course of the summer and will work together to increase safety and LGBTQ visibility in Capitol Hill and citywide.

Science Students Take a Dive Under Elliott Bay

Last month, three Seattle Central students had the unique opportunity to board a submersible capsule destined for the bottom of Elliott Bay. Over the course of two days, the students collected data from the shipwreck of a railroad barge that sunk in 1949 as part of a research project sponsored by the Oceangate Foundation's Open the Oceans program. Their project's goal is to study the cause of the wreck and research its biological impact on the surrounding ocean floor environment.

The three students are conducting this project as their undergraduate research capstone project for Ready! Set! Transfer!, a National Science Foundation (NSF) program that provides research stipends and other support to students at community colleges looking to transfer into STEM programs at four-year institutions.

Kindergartners Get a First Look at College Life

Over spring break, more than 100 kindergartners and 40 of their parents visited Seattle Central to get an early look at what it's like to be a college student. Student ambassadors and staff gave the young students a tour of campus and organized STEM-oriented activities to get them excited about learning. Begun in 2010, the Kinder to College program partners elementary schools in the Kent School District with regional colleges like Seattle Central to provide kindergartners and their parents with early exposure to a college environment.

Stellar STEM Student Develops Vaccine Using Innovative Technology

Aidan Keith came to Seattle Central right after high school without knowing exactly what path he should take. A little over a year later, he has created a new vaccine using cutting-edge technology in the college's biology lab that could eliminate a disease that afflicts up to 25 million people in developing countries each year.

During Aidan's introductory biology class, his instructor noticed his talent and aptitude for the subject. She invited him to work on a project that allows researchers to create vaccines by infecting tobacco plants with viruses. Over the next several months, Aidan learned as much as he could about the virus that causes African River Blindness, a parasitic disease that causes skin irritation and sometimes complete loss of sight.

To identify a potential vaccine, Aidan utilized bioinformatics. His work has been sent to the Pitzer College Vaccine Research Center, which will evaluate its effectiveness and readiness for trial use in Botswana. He's presenting his work at the annual American Society for Microbiology conference later this month, a huge honor for an undergraduate research student. He will stay at Seattle Central next year to earn an associate degree, with plans to eventually study biology at University of Washington or another four-year institution.

Seattle Central Students Take Top Spots in Annual Literary Contest

In this year's League for Innovation Literary Contest, five Seattle Central students earned recognition:

- Whitney Tuxbury, first-place, Essay
- William Abbot, first-place, One-Act Play
- Erin Armbruster, honorable mention, Fiction
- Daisy Sullivan, honorable mention, Poetry
- Kao Zong Her, honorable mention, Poetry

The annual competition, sponsored by the League for Innovation, has been held since 1999 and challenges students from community colleges across the nation to submit their best writing. The Seattle Colleges chapter of the League for Innovation will submit both first-place winners to the national competition.

Seattle Central Hosts Climate Action Festival for Earth Day

In celebration of Earth Day, students hosted the first-ever Climate Action Festival to spotlight sustainability efforts throughout the region. The all-day event brought a variety of speakers, performers and organizations to campus, including: Earth Day founder Denis Hayes, Duwamish Tribe Chair Cecile Hansen, Seattle Mayor Ed Murray and K.C. Golden of Climate Solutions.

The festival's coordinators partnered with more than 25 organizations and the campus Sustainability Council hosted an "action tent," where attendees learned ways they could reduce the impacts of climate change. The council was formed by students last spring in an effort to engage the student body and the community on environmental issues. Last summer, they introduced a composting program on campus, and in the winter they conducted a waste audit to identify ways to reduce the amount of waste produced by the college.

SVI

SVI Opens Tutoring Center

Seattle Vocational Institute opened a Tutoring Center in April. A math teacher has been hired and in the near future tutors specializing in other areas will staff the center. In a direct response to employer needs, tutors will assist students with preparation for exams, homework and the fundamental skills necessary for success on the job. The Tutoring Center will enhance the academic and vocational needs of the students by improving their understanding of material offered during classroom lectures and labs.

Mayor's Youth Employment Initiative to Place 8 Youth at SVI

The Pre-Apprenticeship Construction Training (PACT) team attended the Mayor's Youth Employment Initiative in April. Over four hundred Seattle youth and young adults attended the kick-off designed to provide summer internships in Seattle. The PACT program shared information on jobs in the construction field and how to enroll in the short-term programs offered at SVI. The Mayor's youth employment group has agreed to place eight youth at SVI this summer.

North Seattle College

Excelling in Teaching and Learning ▪ Advancing Student Success ▪ Building Community

Office of the President

TO: Board of Trustees
FROM: Warren Brown, President
DATE: May 7, 2015
SUBJECT: President's Report – Information Only

ADVANCING STUDENT SUCCESS

Articulation Agreement between North and CWU

North Seattle College and Central Washington University (CWU) are offering a new pathway for graduates of the Bachelor of Applied Science in Application Development and the Bachelor of Applied Science in International Business. Qualified graduates from the two programs are eligible to apply to the Master of Science in Information Technology and Administrative Management (MS-ITAM) degree program at Central Washington University. The program is entirely online, making it possible for North students to complete either B.A.S. degree at North and the MS-ITAM at CWU without relocating outside the Seattle area.

Enrollment Update for Spring Quarter

Final figures for Spring Quarter showed enrollment at 95 percent of North's goal. The college is closely monitoring its enrollment numbers and working strategically to improve enrollment through a holistic approach. This approach involves close collaboration between marketing and outreach, a focus on student retention and an outside review and consultation of our current practices by a seasoned Strategic Enrollment Management professional, Dr. Christine Kerlin of AACRAO. Dr. Kerlin visited the campus in late April and met with faculty, staff and administrators to review the application of best practices in SEM at North Seattle College, assess the efficiency and effectiveness of SEM policies and services, and assist with the college's analysis of enrollment trends, challenges and opportunities in relation to its enrollment goals. The consultation will include recommendations for next steps in enhancing the SEM process and structure at North Seattle.

Solar Array Dedication and Inaugural Earth Day Symposium

North Seattle College celebrated two firsts on Earth Day. The college hosted its inaugural Earth Day Symposium: *Solutions for a Sustainable Future* and dedicated a new solar installation that's the first-of-its-kind in the state on April 22. The college recently installed a new solar array that produces enough power to supply energy to two homes and will enable educational collaboration between North Seattle College and Shoreline Community College. The solar array is the first installation of its kind to be mounted on the roof of a building rather than on the ground, and has such sensitive sensors that it can follow the moon across the night sky. The installation allows North to turn the campus into a "living lab," and will provide a platform for students to gain hands-on experience with systems they will encounter in real-world situations upon graduation. In addition to the solar dedication, the symposium included presentations and group discussions with members of the Puget Sound Regional Council, City of Seattle Department of Planning & Development, the Seattle Department of Transportation and the Washington Fair Trade Coalition, among others.

Veteran's Career and Services Fair

On April 29, the Veterans Affairs Office offered employer information, veteran service organization contacts and assistance with resumes for North's veteran students, plus free refreshments. Employers and service organizations that attended the event included Washington State Patrol, the King County Veterans Program, V.A. Puget Sound Health Care System and YMCA. North is proud to be a Military Friendly School, a designation the college has held annually since 2009.

EXCELLING IN TEACHING AND LEARNING

President's Leadership Meeting on Accreditation

Employees met on April 30 for the twice-a-quarter President's Leadership Meeting to learn about and share input on the accreditation process and their role in maintaining a successful accreditation status. This accreditation process includes a mid-cycle evaluation, which North successfully completed as a Three-Year report in 2013. The college is now entering the final year of the evaluation cycle, known as Year Seven. This cycle concludes in March/April 2016 when North must submit a final report and host a visit examining the college's progress in achieving its mission and core themes. The goal of the President's Leadership Meeting was to help employees' understanding of the process.

Lena Hristova Made Permanent Associate Dean of Nursing

Dean Stephen Thomas recently announced that full-time tenured faculty member Lena Hristova, DNP, RN, CNE, OCN, CMSRN, has been named permanent associate dean of nursing. Dr. Hristova assumed the position on an interim basis last August. As interim associate dean, Hristova led the nursing faculty in completing the ACEN self-study and navigated the campus through a successful site visit by peer reviewers. She has continued to identify opportunities for the nursing program and shown a commitment to collaborating with the dean to develop opportunities that interconnect the needs of industry, students and the institution.

Dr. Stephanie Dykes Chosen as Executive Director for Institutional Effectiveness

Dr. Stephanie Dykes has accepted the offer to serve as North's next executive director of Institutional Effectiveness starting in mid-May. Dr. Dykes comes to North with a broad-based background in IR and assessment. Most recently, she was the director of Institutional Research at TCS Education System in Chicago. Prior to her role at TCS, she was director of Research and Quality Assessment at the Chamberlain College of Nursing. She has also held positions in the private sector, including as senior market research consultant with Wachovia Corporation and the market information manager for Bank of America. Dr. Dykes has been an adjunct professor, teaching marketing, business, research and statistics classes. She has her B.A. and B.S. from Clemson University as well as her M.A.T and Ph.D. from the University of South Carolina.

Maud Steyaert Named New Disabilities Director

Maud Steyaert has been chosen as new director of Disability Services at North. Maud brings 20 years of experience working in the field of disabilities policy and more than 12 years of experience in higher education. Maud's experience includes serving as a public educator on American with Disabilities Act compliance and as a director of disability support services at Cascadia Community College and Antioch University. Maud has a B.A. from Mills College and a M.Div. Studies from Harvard Divinity School.

Golden Star Award for Winter Quarter

Grace Sakuma of Student Success Services is winner of the Golden Star Award for Winter Quarter. The award honors exemplary classified staff members in their service to the college community.

League for Innovation Literary Awards Announced

Winners from North Seattle College in the 2015 League for Innovation Literary Contest were recently named. In the essay category, Jozette Bell received an Honorable Mention for "A Wee Baby Shift in My Thinking." In fiction, Katherine Constant received a first place award for "Ambrosia" and a first place for poetry for "It was not Erotica." Laura Higgins received an honorable mention in poetry for "All the Way to Freaking Jupiter." At the local (district) level, all winners and honorable mentions will receive a cash award and plaque at the awards ceremony scheduled for June 11 at Seattle Central College.

League for Innovation Art Awards Named

Final results for the League for Innovation Student Art Competition have been announced, hosted by Lane Community College in Eugene, OR. Three district finalists were from North: Enkhgerel Byambadorj for "I am Here," Christiana Truitt Elieson for "Magnolia Blossom Ring," and Sharon K. Hanley for "Pears."

Professional Technical Boot Camp

Boot Camp for Professional Technical Instructors is happening at North four Saturdays in April and May. Boot Camp is an intensive, hands-on course for professional-technical faculty who have limited or no teaching experience. Experienced instructors/facilitators introduce and model essential components of classroom management, adult learning and facilitating skills. Emphasis is on practical and real-life applications. Boot Camp is offered statewide every year in the summer in four different week-long sessions and once in the spring on weekends. The program is sponsored through the Washington State Board for Community and Technical Colleges and offered by the Center of Excellence for Careers in Education at GRCC.

BUILDING COMMUNITY

New Mural Process Beginning on Campus

Students from Kelda Martensen's Art Mural class are hard at work painting a bold and colorful mural on the 1000 level walkway on the east side of the Library Building. Justin Gibbens, a Central Washington artist who focuses on natural science subjects, submitted the winning design. Gibbens' mural concept weaves together flora and fauna of Washington, drawn from a list of Washington state official species and emblems. The design depicts not only the state flower, fish, bird, and tree, but also the state fossil (Columbian Mammoth), gem (Petrified Wood), insect, mollusk, and more. The mural will be finished by the end of Spring Quarter.

April Was Sexual Assault Awareness and Prevention Month

North's Women's Center hosted numerous events during April to commemorate Sexual Assault Awareness and Prevention Month. Campus activities included Anti-Street Harassment Week, a display in The Grove about Consent, and a spotlight in their newsletter about Policy 419--defining the new process for investigating and responding to reports of sexual harassment and discrimination.

North Art Gallery Exhibit - The Public Arena

The exhibit "The Public Arena: Public Art and Its Role in Community" just concluded its run at North Seattle College's Art Gallery. In "The Public Arena," 11 artists/artist groups were asked to include plans, maquettes, drawings, material samples, and parts for the local public artworks they have created. Viewers saw the proposals, working drawings, as well as photos and parts of the finished pieces on display in the gallery. "The Public Arena" demonstrated the process involved to create the final artworks from conception to completion.